



**Temporary
EBIKE**

2022

Atala[®]
WHISTLE

INDEX - 2022

E-FULL SUSPENDED			
B-RUSH C10.2	NEW	B-RUSH C9.2	NEW
B-RUSH C8.2	NEW		
B-RUSH C7.2	NEW	B-RUSH C6.2	NEW
B-RUSH C5.2	NEW	B-RUSH C4.2	NEW
S-RUSH C8.2	NEW	O-RUSH C6.2	NEW
O-RUSH C4.2	NEW	B-RUSH A7.2	NEW
B-RUSH A5.2	NEW	B-RUSH A5.1 LT	NEW

E-HARDTAIL			
B-RACE A9.2	NEW	B-RACE A8.1	
B-RACE A7.2	NEW	B-RACE A7.1 LT	NEW
B-RACE A6.2	NEW	B-CROSS A6.2	NEW
B-RACE A5.2	NEW	B-CROSS A5.2	NEW
B-CROSS A4.2	NEW	B-CROSS A3.2	NEW
B-CROSS A2.2	NEW	B-CROSS A1.2	NEW
HIKE	NEW	CRAB	

E-GRAVEL	
FLOW ADVENTURE	

E-ROAD	
FLOW ALLOY	

E-TREKKING			
SPEED URBAN C9.1 MAN		SPEED URBAN C8.1 MAN/LADY	
SPEED URBAN C7.2 MAN/LADY	NEW	DEI AUDERE	
B-TOUR A8.2 MAN/LADY	NEW	B-TOUR A7.1 MAN/LADY	
B-TOUR A6.2 MAN/LADY	NEW	B-TOUR A5.1 MAN/LADY	
B-TOUR A4.1 MAN/LADY		CLEVER 8.1 MAN/LADY	
CLEVER 8.1 MAN LTD	NEW	CLEVER 7.2 MAN/LADY	NEW CODICE
CLEVER 6.2 MAN/LADY	NEW CODICE	DISTRICT 6.3 MAN	NEW
DISTRICT 6.3 LADY	NEW		

E-URBAN			
B-EASY A9.2	NEW	B-EASY A7.1	
B-EASY A6.1		B-EASY A5.2	NEW
CULT 8.1 28"		CULT 7.2 28"	NEW CODICE
CULT 7.2 26"	NEW CODICE	CULT 6.2 26"	NEW CODICE
DESIRE 6.3 26"	NEW	DEAL 5.3 26"	NEW
CALIFFO	NEW CODICE	E-SPIKE 8.2 MAN	NEW
E-SPIKE 8.1 LTD	NEW	E-SPIKE 8.1 LADY	
E-SPIKE 7.1 MAN/LADY		E-SPACE 8.2 28"	NEW CODICE
E-SPACE 8.1 LTD	NEW	E-SPACE 7.1 26"	
E-RUN 8.1 HD MAN/LADY		E-RUN 7.1 FS 28"	
E-RUN 7.2 FS 26"	NEW	E-RUN 7.1 28" MAN/LADY	
E-RUN 7.1 26"		E-RUN 6.1 FS MAN/LADY	
E-RUN 6.1 LADY		E-MOTICON	
E-WAY 26"		CLUB	NEW CODICE
EXTRAFOLDING 7.1		EXTRAFOLDING 7.1 LTD	NEW
EXTRAFOLDING	NEW CODICE	E-FOLDING	NEW CODICE

The company reserve the right to modify the images and components at anytime it deems appropriate; prices may also be subject to variations.

E-FULL SUSPENDED

Pedalare fino alla cima e attaccare velocemente le discese più tecniche alla massima velocità. Sono costruite per le competizioni, ma grazie alla robuste sospensioni, sono agili e divertenti anche sui sentieri vicino a casa.

Ride to the top and quickly attack the most technical descents at maximum speed. Are built for competitions but thanks to the sturdy suspensions, they are agile and fun even on trails near home.



B-Rush 2022 #MISSIONCARBON

I nostri nuovi telai B-Rush2022 nascono da un progetto esclusivo per il marchio Whistle:

- * **Nuovo Design.** La progettazione delle forme e l'ingegnerizzazione degli stampi è realizzata appositamente dal nostro staff tecnico.
- * **Materiali all'avanguardia.** Resistenza, leggerezza e comfort sono garantiti dalla fibra di Carbonio T700, ottenuta attraverso processi ad altissima temperatura e scelta per le sue elevate prestazioni meccaniche associate ad un peso ridotto.
- * **Produzione Smart.** Prodotto attraverso le più moderne tecnologie nel campo dei materiali compositi, che permettono di ottimizzare i tempi di realizzazione di ogni telaio.
- * **Il risultato?** Un prodotto dalle prestazioni uniche, in grado di soddisfare gli utilizzatori più esigenti, al miglior prezzo di mercato.

Our new B-Rush2022 frames are born from an exclusive project for the Whistle brand:

- * **New design.** The design of the shapes and the engineering of the molds is carried out by our technical staff.
- * **State-of-the-art materials.** Resistance, lightness and comfort are guaranteed by the T700 carbon fiber, obtained through very high temperature processes and chosen for its high mechanical performance associated with low weight.
- * **Smart manufacturing.** Produced through the most modern technologies in the field of composite materials, which allows to realize the realization times of each frame.
- * **The result?** A product with unique performances, able to satisfy the most demanding users, at the best market price.



WHISTLE**B-Rush C10.2**

NEW 2022

**#MISSION
CARBON**


Frame	Full Carbon 29", Toray T700, integrated battery, internal routing, Rear travel 150 mm, 12x148 mm E-Thru
Fork	Fox 38 Float Factory eMTB+, 160 mm, Air, 1.5 tapered, FIT4, 15x110 mm
Rear Shock	Fox Float X2 Factory, EVOL, LSR, HSR, 2 Pos-Lever, 230x65
Headset	Acros AZF-575, 1,5", Internal routing
Crankset	Miche Black Box, FSA 36T MegaTooth
Rear Derailleur	Shimano XT RD-M8100 SGS, Shadow Plus
Shifters Levers	Shimano XT SL-M8100 Rapidfire-Plus, 12s
Brakes	Shimano XT BR-M8120, Four piston, Rotor RT-MT800 203 mm / 203 mm
Cassette	Shimano CS-M8100 12s 10/51
Pedals	Alu MTB Full+
Wheels	Shimano XT WH-M8120
Stem	Satori Ursa, 35 mm, Internal routing
Handlebar	Race Face Chester, 780 mm, Rise 20
Seatpost	Fox Transfer Factory Kashima, 31,6 mm, remote
Saddle	Whistle Performance
Tyres	Vittoria Mazza 29"x2,60"

Motor	Smart System Perf. CX 36 V, 250 W
Max Torque	85 Nm
Sensor Type	Torque
Battery	Powertube 750 Horizontal, frametype, weight 4,2 kg
Charger Type	4 A
Charger Time	Up to 6 hours
Max Assisted Speed	25 km/h
Display	KIOX 300
Power	Eco: 60 % Tour: 140 % EMTB: Dynamic Turbo: 340 %

Black/ Kashima	
40	0116850550
44	0116850560
48	0116850570
52	0116850580

Price €7.299

Weight kg 26.5





Frame	Full Carbon 29", Toray T700, integrated battery, internal routing, Rear travel 150 mm, 12x148 mm E-Thru
Fork	Fox 38 Float Factory eMTB+, 160 mm, Air, 1.5 tapered, FIT4, 15x110 mm
Rear Shock	Fox Float X2 Performance Elite, EVOL, LSR, HSR, 2 Pos-Lever, 230x65
Headset	Acros AZF-575, 1,5", Internal routing
Crankset	Miche Black Box, FSA 36T MegaTooth
Rear Derailleur	Shimano XT RD-M8100 SGS, Shadow Plus
Shifters Levers	Shimano XT SL-M8100 Rapidfire-Plus, 12s
Brakes	Shimano XT BR-M8120, Four piston, Rotor RT-MT800 203 mm / 203 mm
Cassette	Shimano CS-M6100 12s 10/51
Pedals	Alu MTB Full+
Wheels	Shimano XT WH-M8120
Stem	Satori Ursa, 35 mm, Internal routing
Handlebar	Race Face Chester, 780 mm, Rise 20
Seatpost	Dropper Alpha 1, 31,6 mm, remote
Saddle	Whistle Performance
Tyres	F: Schwalbe Magic Mary Evo, Addix Soft, Super Trail, 29"x2,60" R: Schwalbe Eddy Current Rear Evo, Addix Soft, Super Gravity, 29"x2,60"

Motor	Smart System Perf. CX 36 V, 250 W
Max Torque	85 Nm
Sensor Type	Torque
Battery	Powertube 750 Horizontal, frametype, weight 4,2 kg
Charger Type	4 A
Charger Time	Up to 6 hours
Max Assisted Speed	25 km/h
Display	KIOX 300
Power	Eco: 60 % Tour: 140 % EMTB: Dynamic Turbo: 340 %

Black/ Kashima	
40	0116850300
44	0116850310
48	0116850320
52	0116850330

Price €6.549
Weight kg 26.7

WHISTLE**B-Rush C8.2**

NEW 2022

**#MISSION
CARBON**

[Click here for
DETAILS](#)

Frame	Full Carbon 29", Toray T700, integrated battery, internal routing, Rear travel 150 mm, 12x148 mm E-Thru
Fork	Fox 36 Float Performance eMTB+, 160 mm, Air, 1.5 tapered, GRIP, 15x110 mm
Rear Shock	Fox Float X Performance, EVOL, LSR, 2 Pos-Lever, 230x65
Headset	Acros AZF-575, 1,5", Internal routing
Crankset	Miche Black Box, FSA 36T MegaTooth
Rear Derailleur	Shimano XT RD-M8100 SGS, Shadow Plus
Shifters Levers	Shimano SLX SL-M7100 Rapidfire-Plus, 12s
Brakes	Shimano BR-MT520, Four piston, Rotor RT30 203 mm / 203 mm
Cassette	Shimano CS-M6100 12s 10/51
Pedals	Alu MTB Full+
Wheels	Shimano XT WH-M620
Stem	Satori Ursa, 35 mm, Internal routing
Handlebar	Rise Alu Oversize, 780 mm
Seatpost	Dropper Alpha 1, 31,6 mm, remote
Saddle	Whistle Performance
Tyres	F: Schwalbe Magic Mary Evo, Addix Soft, Super Trail, 29"x2,60" R: Schwalbe Eddy Current Rear Evo, Addix Soft, Super Gravity, 29"x2,60"

Motor	Smart System Perf. CX 36 V, 250 W
Max Torque	85 Nm
Sensor Type	Torque
Battery	Powertube 750 Horizontal, frametype, weight 4,2 kg
Charger Type	4 A
Charger Time	Up to 6 hours
Max Assisted Speed	25 km/h
Display	KIOX 300
Power	Eco: 60 % Tour: 140 % EMTB: Dynamic Turbo: 340 %

Black Matt/Black Glossy

40	0116850350
44	0116850360
48	0116850370
52	0116850380

Price **€5.799**Weight **kg 27**

WHISTLE**B-Rush C7.2**

NEW 2022

**#MISSION
CARBON**

Frame	Full Carbon 29", Toray T700, integrated battery, internal routing, Rear travel 150 mm, 12x148 mm E-Thru
Fork	Rock Shox Domain RC e-MTB, 150 mm, Maxle Lite 15x110 mm, DebonAir, 1.5 tapered
Rear Shock	Rock Shox RS Deluxe Select R, 230x65
Headset	Acros AZF-575, 1,5", Internal routing
Crankset	Miche Black Box, FSA 34T MegaTooth
Rear Derailleur	Shimano XT RD-M8100 SGS, Shadow Plus
Shifters Levers	Shimano SLX SL-M7100 Rapidfire-Plus, 12s, I-spec
Brakes	Shimano BR-MT420, Four piston, Rotor RT30 203 mm / 203 mm
Cassette	Shimano CS-M6100 12s 10/51
Pedals	Alu MTB Full+
Front Hub	Shimano Alivio MT400, 15x110, CL, 32h
Rear Hub	Shimano Alivio MT410B, 12x148, CL, MicroSpline, 32h
Rims	Radiale X30, 30x622, eBike ready, Asymmetric
Stem	Satori Ursa, 35 mm, Internal routing
Handlebar	Rise Alu Oversize, 780 mm
Seatpost	Dropper Alpha 1, 31,6 mm, remote
Saddle	Whistle Performance
Tyres	Schwalbe Nobby Nic, Performance, Addix, 29"x2,60"

Motor	Smart System Perf. CX 36 V, 250 W
Max Torque	85 Nm
Sensor Type	Torque
Battery	Powertube 750 Horizontal, frametype, weight 4,2 kg
Charger Type	4 A
Charger Time	Up to 6 hours
Max Assisted Speed	25 km/h
Display	KIOX 300
Power	Eco: 60 % Tour: 140 % EMTB: Dynamic Turbo: 340 %

Black Matt/Rainbow Silver Glossy

40	0116850400
44	0116850410
48	0116850420
52	0116850430

Price **€5.299**Weight **kg 26.8**



Frame	Full Carbon 29", Toray T700, integrated battery, internal routing, Rear travel 150 mm, 12x148 mm E-Thru
Fork	Rock Shox 35 Gold RL, 150 mm, Maxle Lite 15x110 mm, DebonAir, Motion Control, 1.5 tapered, Lockout, E-Bike
Rear Shock	Rock Shox RS Deluxe Select R, 230x65
Headset	Acros AZF-575, 1,5", Internal routing
Crankset	FSA, 34T MegaTooth
Rear Derailleur	Sram SX Eagle
Shifters Levers	Sram SX Eagle Single Click Trigger, 12s
Brakes	Shimano BR-MT420, Four piston, Rotor SM-RT30 203 mm / 203 mm
Cassette	Sram PG1210 Eagle 12s, 11/50
Pedals	Alu MTB Full+
Front Hub	Shimano Alivio MT400, 15x110, CL, 32h
Rear Hub	Shimano Alivio MT410B, 12x148, CL, MicroSpline, 32h
Rims	Radiale X30, 30x622, eBike ready, Asymmetric
Stem	Satori Ursa, 35 mm, Internal routing
Handlebar	Rise Alu Oversize, 780 mm
Seatpost	Dropper Alpha 1, 31,6 mm, remote
Saddle	Whistle Performance
Tyres	Schwalbe Nobby Nic, Performance, Addix, 29"x2,60"

Motor	Smart System Perf. CX 36 V, 250 W
Max Torque	85 Nm
Sensor Type	Torque
Battery	Powertube 750 Horizontal, frametype, weight 4,2 kg
Charger Type	4 A
Charge Time	Up to 6 hours
Max Assisted Speed	25 km/h
Display	KIOX 300
Power	Eco: 60 % Tour: 140 % EMTB: Dynamic Turbo: 340 %

Black Matt/Black Glossy	
40	0116850450
44	0116850460
48	0116850470
52	0116850480

Price €4.899
Weight kg 26




Frame	Full Carbon 29", Toray T700, integrated battery, internal routing, Rear travel 150 mm, 12x148 mm E-Thru
Fork	Rock Shox 35 Silver R, 150 mm, Maxle Lite 15x110 mm, Coil, 1.5 tapered, Lockout, E-Bike
Rear Shock	Rock Shox RS Deluxe Select R, 230x65
Headset	Acros AZF-575, 1,5", Internal routing
Crankset	FSA, 34T Direct Mount
Rear Derailleur	Shimano Deore RD-M6100 SGS, Shadow Plus
Shifters Levers	Shimano Deore SL-M6100 Rapidfire-Plus, 12s, I-spec
Brakes	Shimano BR-MT420, Four piston, Rotor SM-RT30 203 mm / 203 mm
Cassette	Shimano CS-M6100 12s 10/51
Pedals	Alu MTB Full+
Front Hub	Shimano Alivio MT400, 15x110, CL, 32h
Rear Hub	Shimano Alivio MT410B, 12x148, CL, MicroSpline, 32h
Rims	Radiale X30, 30x622, eBike ready, Asymmetric
Stem	Satori Ursa, 35 mm, Internal routing
Handlebar	Rise Alu Oversize, 780 mm
Seatpost	Dropper Alpha 1, 31,6 mm, remote
Saddle	Whistle Performance
Tyres	Schwalbe Nobby Nic, Performance, Addix, 29"x2,60"

Motor	Smart System Perf. CX 36 V, 250 W
Max Torque	85 Nm
Sensor Type	Torque
Battery	Powertube 750 Horizontal, frametype, weight 4,2 kg
Charger Type	4 A
Charge Time	Up to 6 hours
MAX Assisted Speed	25 km/h
Display	LED REMOTE
Power	Eco: 60 % Tour: 140 % EMTB: Dynamic Turbo: 340 %

Black Matt/Rainbow Silver Glossy	
40	0116850600
44	0116850610
48	0116850620
52	0116850630

Price €4.599
Weight kg 26


WHISTLE**B-Rush C4.2**

NEW 2022

**#MISSION
CARBON**

Frame	Full Carbon 29", Toray T700, integrated battery, tapered, Rear travel 150 mm, 12x148 mm E-Thru
Fork	Rock Shox Recon Silver R, 150 mm, Maxle Lite 15x110 mm, Solo Air, 1.5 tapered, Lockout
Rear Shock	Rock Shox RS Deluxe Select R, 230x65
Headset	FSA No.57B tapered 1"1/2
Crankset	FSA, 34T Direct Mount
Rear Derailleur	Shimano Deore RD-M6100 SGS, Shadow Plus
Shifters Levers	Shimano Deore SL-M6100 Rapidfire-Plus, 12s, I-spec
Brakes	Shimano BR-MT420, Four piston, Rotor SM-RT30 203 mm / 203 mm
Cassette	Shimano CS-M6100 12s 10/51
Pedals	Alu MTB Full+
Front Hub	Shimano Alivio MT400, 15x110, CL, 32h
Rear Hub	Shimano Alivio MT410B, 12x148, CL, MicroSpline, 32h
Rims	Radiale X30, 30x622, eBike ready, Asymmetric
Stem	Alu Oversize, 35 mm, Bar bore 31,8 mm
handlebar	Rise Alu Oversize, 780 mm
seatpost	Dropper Alpha 1, 31,6 mm, remote
Saddle	Whistle Performance
Tyres	F: Schwalbe Tough Tom, R: Schwalbe Rapid Rob, 29"x2,25"

Motor	Performance CX 36 V, 250 W
Max Torque	85 Nm
Sensor Type	Torque
Battery	Powertube 625 Horizontal, frametype, weight 3,5 kg
Charger Type	4 A
Charge Time	Up to 5 hours
Max Assisted Speed	25 km/h
Display	LED REMOTE
Power	Eco: 60 % Tour: 140 % EMTB: Dynamic Turbo: 340 %

Carbon/Black	
40	0116850500
44	0116850510
48	0116850520
52	0116850530


Price €4.389

Weight kg 24.7



WHISTLE**S-Rush C8.2**

NEW 2022

**MISSION
#CARBON**

[Click here for
DETAILS](#)

Frame	Full Carbon 29", Toray T700, integrated battery, tapered, Rear travel 150 mm, 12x148 mm E-Thru
Fork	Rock Shox Domain RC e-MTB, 150 mm, Maxle Lite 15x110 mm, DebonAir, 1.5 tapered
Rear Shock	Rock Shox RS Deluxe Select R, 230x65
Headset	FSA No.57B tapered 1"1/2
Crankset	FSA, 36T MegaTooth
Rear Derailleur	Shimano XT RD-M8100 SGS, Shadow Plus
Shifters Levers	Shimano Deore SL-M6100 Rapidfire-Plus, 12s, I-spec
Brakes	Shimano BR-MT420, Four piston, Rotor SM-RT30 203 mm / 203 mm
Cassette	Shimano CS-M6100 12s 10/51
Pedals	Alu MTB Full +
Front Hub	Shimano Alivio MT400, 15x110, CL, 32h
Rear Hub	Shimano Alivio MT410B, 12x148, CL, MicroSpline, 32h
Rims	Radiale X30, 30x622, eBike ready, Asymmetric
Stem	Alu Oversize, 35 mm, Bar bore 31,8 mm
handlebar	Rise Alu Oversize, 780 mm
seatpost	Dropper Alpha 1, 31,6 mm, remote
Saddle	Whistle Performance
Tyres	F: Schwalbe Tough Tom, R: Schwalbe Rapid Rob, 29"x2,6"

Motor	EP800, 36 V, 250 W
Max Torque	85 Nm
Sensor Type	Torque
Battery	Darfon 720 Wh, frame type, weight 3,8 kg
Charger Type	4A
Charge Time	Up to 5 hours
Max Assisted Speed	25 km/h
Display	SC-EM800
Power	Eco: 40% Trail: 142% Boost: 350%
Other Functions	Livello Power personalizzabile con l'App E-TUBE PROJECT

**Black Matt/Blue Anthracite
Glossy**

52 0116850930

Price **€5.699**

Weight **kg 24.8**





Frame	Full Carbon 29", toray T700, Integrated battery, Tapered, Rear travel 150 mm, 12x148mm E-Thru
Fork	Rock Shox Recon silver RL, 150 mm, Maxle Lite 15x110 mm, Air, Tapered Lockout
Rear Shock	Rock Shox Deluxe Select R 230x65, Debon Air
Headset	FSA No. 57BP Tapered 1"1/2
Crankset	FSA Direct mount 34T
Rear Derailleur	Shimano Deore RD-M8100 SGS, Shadow
Shifters Levers	Shimano Deore SL-M6100-R Rapidfire, 12s
Brakes	Shimano BR-MT420, Rotor SM-RT30 203 mm / 203 mm
Cassette	Shimano CS-M6100-12 12s 10/51
Pedals	Alu MTB Full
Front Hub	Shimano HB-MT400-B, 15x110, CL, 32h
Rear Hub	Shimano HB-MT400-B, 12x148, CL, HG, 32h
Rims	Radiale X30, 30x622, 32h ebike ready
Stem	Alu oversize, 35mm, Bar bore 31,8mm
handlebar	Kalloy HB-RB12W, 780 mm
seatpost	Dropper alpha 01, 31,6 mm, remote
Saddle	Whistle Performance
Tyres	Schwalbe Tough Tom K-Guard 65-622

Motor	OliEDS M03 36V, 250 W
Max Torque	90 Nm
Sensor Type	Torque
Battery	Powertube 630 Horizontal, weight 3,5 kg
Charger Type	2 A
Charge Time	Up to 9 hours
Max Assisted Speed	25 km/h
Display	AM LCD
Power	Mode 1: 50 % Mode 2: 100 % Mode 3: 200 % Mode 4: 300 % Mode 5: 400°%

Black Matt Antracite/ White	
40	0116850950
44	0116850960
48	0116850970
52	0116850980

Price €3.849



Frame	Full Carbon 29", toray T700, Integrated battery, Tapered, Rear travel 150 mm, 12x148mm E-Thru
Fork	RST Vibe 140 mm, air/oil, 15x110 Tapered Lockout
Rear Shock	Rock Shox Deluxe Select R 230x65, Debon Air
Headset	FSA No. 57BP Tapered 1"1/2
Crankset	FSA Direct mount 34T
Rear Derailleur	Shimano Deore RD-M5120 SGS, Shadow
Shifters Levers	Shimano Deore SL-M4100-R Rapidfire, 10s
Brakes	Shimano BR-MT200, Rotor SM-RT30 203 mm / 203 mm
Cassette	Shimano CS-M4100-10 10s 11/46
Pedals	Alu MTB Full
Front Hub	Shimano HB-MT400-B, CL, 32h
Rear Hub	Shimano HB-MT400-B, CL, HG, 32h
Rims	Radiale X30, 30x622, 32h ebike ready
Stem	Alu oversize, 35mm, Bar bore 31,8mm
handlebar	Kalloy HB-RB12W, 780 mm
Seatpost	Dropper alpha 01, 31,6 mm, remote
Saddle	Whistle Performance
Tyres	Schwalbe Tough Tom K-Guard 65-622

Motor	OliEDS M03 36V, 250 W
Max Torque	90 Nm
Sensor Type	Torque
Battery	Powertube 630 Horizontal, weight 3,5 kg
Charger Type	2 A
Charge Time	Up to 9 hours
Max Assisted Speed	25 km/h
Display	AM LCD
Power	Mode 1: 50 % Mode 2: 100 % Mode 3: 200 % Mode 4: 300 % Mode 5: 400%

Black Matt Anthracite/ Yellow	
40	0116851000
44	0116851010
48	0116851020
52	0116851030

Price €3.399



Frame	Alu, 29", hydroformed, integrated battery, tapered, Rear travel 150 mm, 12x148 mm
Fork	Rock Shox Recon Silver RL, 150 mm, Maxle Lite 15x110 mm, Solo Air, 1.5 Tapered, Lockout
Rear Shock	Rock Shox Monarch R, SoloAir, 200x57 mm
Headset	FSA No.57B tapered 1"1/2
Crankset	FSA, 34T, Megatooth
Rear Derailleur	Sram SX Eagle
Shifter Levers	Sram SX Eagle Single Click Trigger, 12s
Brakes	Shimano BR-MT420, Four piston, Rotor SM-RT30 203 mm/203 mm
Cassette	Sram PG1210 Eagle 12s, 11/50
Pedals	Alu MTB Full
Front Hub	Shimano Alivio MT400, 15x110, CL, 32h
Rear Hub	Shimano Alivio MT400, 12x148, CL, HG, 32h
Rims	Radiale X25, 25x622, eBike ready, Asymmetric
Stem	Alu Oversize, 35 mm, Bar bore 31,8 mm
handlebar	Rise Alu Oversize, 780 mm
Seatpost	Dropper Alpha 1, 31,6 mm, remote
Saddle	Whistle Performance
Tyres	Schwalbe Nobby Nic, Performance, Addix, 29"x2,60"

Motor	Performance CX 36 V, 250 W
Max Torque	85 Nm
Sensor Type	Torque
Battery	Powertube 625 Horizontal, frametype, weight 3,5 kg
Charger Type	2 A
Charge Time	Up to 9 hours
Max Assisted Speed	25 km/h
Display	Purion
Power	Eco: 60 % Tour: 140 % EMTB: 140 / 340 % Turbo: 340 %

Dark blue Matt/Chrome	
40	0116850800
44	0116850810
48	0116850820
52	0116850830

Price €3.885

Weight kg 26.8





Frame	Alu, 29", hydroformed, integrated battery, tapered, Rear travel 150 mm, 12x148 mm
Fork	RST Vibe, 140 mm, 15x110 mm, Coil, Tapered, Lockout
Rear Shock	Suntour Raidon, 200x57 mm
Headset	FSA No.57B tapered 1"1/2
Crankset	FSA, 34T
Rear Derailleur	Shimano Deore RD-M5120, Shadow Plus
Shifters Levers	Shimano Deore SL-M4100 Rapidfire-Plus, 10s
Brakes	Shimano BR-MT200, Rotor SM-RT10 180 mm/180 mm
Cassette	Shimano CS-M4100 10s 11/46
Pedals	Alu MTB Full
Front Hub	Shimano Alivio MT400, 15x110, CL, 32h
Rear Hub	Shimano Alivio MT400, 12x148, CL, HG, 32h
Rims	Radiale X25, 25x622, eBike ready, Asymmetric
Stem	Alu Oversize, 35 mm, Bar bore 31,8 mm
handlebar	Alu Low Rise, 720 mm
Seatpost	31,6 mm
Saddle	Whistle Performance
Tyres	Schwalbe Smart Sam, Performance, Addix, 29"x2,35"

Motor	Performance CX 36 V, 250 W
Max Torque	85 Nm
Sensor Type	Torque
Battery	Powertube 500 Horizontal, frametype, weight 2,8 kg
Charger Type	2 A
Charge Time	Up to 7,5 hours
Max Assisted Speed	25 km/h
Display	Purion
Power	Eco: 60 % Tour: 140 % EMTB: 140 / 340 % Turbo: 340 %

Black Matt/Orange

40	0116851100
44	0116851110
48	0116851120
52	0116851130

Price €3.149
Weight kg 26



Frame	Alu, 29", hydroformed, integrated battery, tapered, Rear travel 150 mm, 12x148 mm
Fork	Suntour XCM34, 130 mm, 15x110 mm, Coil, Tapered, Lockout
Rear Shock	Suntour Raidon, 230x65 mm
Headset	FSA No.57B tapered 1"1/2
Crankset	FSA, 34T
Rear Derailleur	LT, RD-A12-X, 12s invece di Shimano Deore 10s
Shifters Levers	LT, SL-A12-X, 12s invece di Shimano Deore 10s
Brakes	Shimano BR-MT200, Rotor SM-RT10 180 mm/180 mm
Cassette	LT, CS-A12, 12s, 11-50T invece di Shimano M4100 , 10s, 11-46T
PEdals	Alu MTB Full
Front Hub	Shimano Alivio MT400, 15x110, CL, 32h
Rear Hub	Shimano Alivio MT400, 12x148, CL, HG, 32h
Rims	Radiale X25, 25x622, eBike ready, Asymmetric
Stem	Alu Oversize, 35 mm, Bar bore 31,8 mm
Handlebar	Alu Low Rise, 720 mm
Seatpost	Alu 31,6 mm
Saddle	Whistle Performance
Tyres	Schwalbe Smart Sam, Performance, Addix, 29"x2,35"

Motor	Performance CX 36 V, 250 W
Max Torque	85 Nm
Sensor Type	Torque
Battery	Powertube 500 Horizontal, frametype, weight 2,8 kg
Charger Type	2 A
Charge Time	Up to 7,5 hours
Max Assisted Speed	25 km/h
Display	LED REMOTE
Power	Eco: 60 % Tour: 140 % EMTB: 140 / 340 % Turbo: 340 %

Black Matt/Orange	
40	0116831202
44	0116831212
48	0116831222
52	0116831232

Price €3.189
Weight kg 26

E-HARDTAIL

Percorsi sterrati, salite da affrontare con agilità, discese impegnative.
Le nostre eMTB Hardtail sono perfette per affrontare ogni tipo di trail.

Dirt panths, agility climb, demanding descents.
Our hardtail eMtb are perfect for all types of trails.





Frame	Alu 29", Hydroformed, integrated battery, tapered, Internal routing, Forged interface
Fork	Zoom 862 AMS, 100 mm, Coil, 15x100, 1.5 Tapered, Lockout
Headset	Acros AZF-575, 1,5", Internal routing
Crankset	FSA, 34T, Megatooth
Rear Derailleur	Sram SX Eagle
Shifters Levers	Sram SX Eagle Single Click Trigger, 12s
Brakes	Shimano BR-MT200, Rotor SM-RT10 180 mm/180 mm
Cassette	Sram PG1210 Eagle 12s, 11/50
Pedals	Alu MTB
Front Hub	Shimano Alivio MT400, 15x110, CL, 32h
Rear Hub	Shimano TX505, CL, HG, 32h
Rims	RADIALE E25, eBike Ready, Tubeless Ready, 622x25c
Stem	Satori Viper0, 31,8 mm, Internal routing
Handlebar	Alu Low Rise, 720 mm
Seatpost	Alu 31,6 mm
Saddle	Selle Royal Sauris
Tyres	Schwalbe Smart Sam, Performance, Addix, 29"x2,35"

Motor	Performance CX 36 V, 250 W
Max Torque	85 Nm
Sensor Type	Torque
Battery	Powertube 625 Horizontal, frametype, weight 3,5 kg
Charger Type	2 A
Charge Time	Up to 9 hours
Max Assisted Speed	25 km/h
Display	Purion
Power	Eco: 60 % Tour: 140 % EMTB: 140 / 340 % Turbo: 340 %

Petroleum/Black Orange	
16" - 40	0116851200
18" - 46	0116851210
20" - 50	0116851220

Price €3.149

Weight kg 24.7

WHISTLE

B-RACE A8.1



PERFORMANCE CX CRUISE

POWERTUBE 500

PURION

29"

12 S



FRAME	Alu 29", hydroformed, integrated battery, tapered, Internal routing, Forged interface
FORK	Suntour XCR32, 100 mm, Coil, Tapered, Lockout
HEADSET	Acros AZF-581, 1,5", Internal routing
CRANKSET	FSA, 34T, Megatooth
REAR DERAILLEUR	Sram SX Eagle
SHIFTERS LEVERS	Sram SX Eagle Single Click Trigger, 12s
BRAKES	Shimano BR-MT200, Rotor SM-RT10 180 mm/180 mm
CASSETTE	Sram PG1210 Eagle 12s, 11/50
PEDALS	Alu MTB
FRONT HUB	Shimano TX505, CL, 32h
REAR HUB	Shimano TX505, CL, HG, 32h
RIMS	Radiale E25V, 25x622, eBike ready
STEM	Satori Viper0, 31,8 mm, Internal routing
HANDLEBAR	Alu Low Rise, 720 mm
SEATPOST	Alu 31,6 mm
SADDLE	Selle Royal Sauris
TYRES	Schwalbe Smart Sam, Performance, Addix, 29"x2,35"

MOTOR	Performance CX 36 V, 250 W
MAX TORQUE	85 Nm
SENSOR TYPE	Torque
BATTERY	Powertube 500 Horizontal, frametype, weight 2,8 kg
CHARGER TYPE	2 A
CHARGE TIME	Up to 7,5 hours
MAX ASSISTED SPEED	25 km/h
DISPLAY	PURION
POWER	Eco: 60 % Tour: 140 % EMTB: 140 / 340 % Turbo: 340 %

FLAT GREY/NEON RED

16" - 40 cm	0116832100
18" - 46 cm	0116832110
20" - 50 cm	0116832120

Price €2.835**WEIGHT** Kg 26,8

Atala

B-Race A7.2

NEW 2022



Frame	Alu 29", Hydroformed, integrated battery, tapered, Internal routing, Forged interface
Fork	Zoom 860 AMS, 100 mm, Coil, Lockout
Headset	Acros AZF-575, 1,5", Internal routing
Crankset	Miche 34T
Rear Derailleur	Shimano Deore RD-M5120, Shadow Plus
Shifters Levers	Shimano Deore SL-M4100 Rapidfire-Plus, 10s
Brakes	Shimano BR-MT200, Rotor SM-RT10 180 mm/180 mm
Cassette	Shimano CS-M4100 10s 11/46
Pedals	Alu MTB
Front Hub	Shimano TX505, CL, 32h
Rear Hub	Shimano TX505, CL, HG, 32h
Rims	RADIALE E25, eBike Ready, Tubeless Ready, 622x25c
Stem	Satori Viper0, 31,8 mm, Internal routing
handlebar	Alu Low Rise, 720 mm
Seatpost	Alu 31,6 mm
Saddle	Selle Royal Sauris
Tyres	Schwalbe Smart Sam, Performance, Addix, 29"x2,35"

Motor	Performance CX 36 V, 250 W
Max Torque	85 Nm
Sensor Type	Torque
Battery	Powertube 500 Horizontal, frametype, weight 2,8 kg
Charger Type	2 A
Charge Time	Up to 7,5 hours
Max Assisted Speed	25 km/h
Display	Purion
Power	Eco: 60 % Tour: 140 % EMTB: 140 / 340 % Turbo: 340 %

Petroleum/Black Orange	
16" - 40	0116851403
18" - 46	0116851413
20" - 50	0116851423

Price €2.625

Weight kg 24.9





Frame	Alu 29", hydroformed, integrated battery, tapered, Internal routing, Forged interface
Fork	Suntour XCM, 100 mm, Coil, Lockout
Headset	Acros AZF-581, 1,5", Internal routing
Crankset	FSA, Miche 34T
Rear Derailleur	LT, RD-A12-X, 12s
Shifters Levers	LT, SL-A12-X, 12s
Brakes	Clarks M2, Rotor 180mm/180mm
Cassette	LT, CS-A12, 12s, 11-50T
Pedals	Alu MTB
Front Hub	LRT, ITL, 36h
Rear Hub	LRT, ITL, 36h
Rims	RADIALE L25, eBike Ready, 622x25c
Stem	Satori Viper0, 31,8 mm, Internal routing
Handlebar	Alu Low Rise, 720 mm
Seatpost	Alu 31,6 mm
Saddle	Selle Royal Sauris
Tyres	Schwalbe Smart Sam, Performance, Addix, 29"x2,35"

Motor	Performance CX 36 V, 250 W
Torque Max	85 Nm
Sensor Type	Torque
Battery	Powertube 500 Horizontal, frametype, weight 2,8 kg
Charger Type	2 A
Charge Time	Up to 7,5 hours
Max Assisted Speed	25 km/h
Display	Purion
Power	Eco: 60 % Tour: 140 % EMTB: 140 / 340 % Turbo: 340 %

Orange/Black	
16" - 40	0116832202
18" - 46	0116832212
20" - 50	0116832222

White/Anthracite Matt	
16" - 40	0116832205
18" - 46	0116832215
20" - 50	0116832225

Price €2.659
Weight kg 26,8

Atala

B-Race A6.2

NEW 2022



Frame	Alu 29", Hydroformed, internal powerpack, Tapered, custom tubing, Internal routing, Forged interface
Fork	Zoom 860 AMS, 100 mm, Coil, Lockout
Headset	Acros AZF-575, 1,5", Internal routing
Crankset	Miche 34T
Rear Derailleur	Shimano Altus RD-M2000 SGS, Shadow
Shifters Levers	Shimano Altus SL-M2010 Rapidfire, 9s
Brakes	Shimano BR-MT200, Rotor SM-RT10 180 mm/180 mm
Cassette	Shimano CS-HG200 9s 11/36
Pedals	Alu MTB
Front Hub	Shimano TX505, CL, 32h
Rear Hub	Shimano TX505, CL, HG, 32h
Rims	RADIALE E25, eBike Ready, Tubeless Ready, 622x25c
Stem	Satori Viper0, 31,8 mm, Internal routing
Handlebar	Alu Low Rise, 720 mm
Seatpost	Alu 30,9 mm
Saddle	Selle Royal Sauris
Tyres	Schwalbe Tough Tom, Active Line, 29"x2,35"

Motor	Performance CX 36 V, 250 W
Max Torque	85 Nm
Sensor Type	Torque
Battery	Powerpack 500, frametype, weight 2,6 kg
Charger Type	2 A
Charge Time	Up to 7 hours
Max Assisted Speed	25 km/h
Display Power	Purion Eco: 60 % Tour: 140 % EMTB: 140 / 340 % Turbo: 340 %

Petroleum/Black Orange	
16" - 40	0116851500
18" - 46	0116851510
20" - 50	0116851520

Price €2.415

Weight kg 24.5





Frame	Alu 29", hydroformed, integrated battery, tapered, Internal routing, Forged interface
Fork	Zoom 860 AMS, 100 mm, Coil, Tapered, Lockout
Headset	Acros AZF-575, 1,5", Internal routing
Crankset	FSA, 34T, Megatooth
Rear Derailleur	Sram SX Eagle
Shifters Levers	Sram SX Eagle Single Click Trigger, 12s
Brakes	Shimano BR-MT200, Rotor SM-RT10 180 mm/180 mm
Cassette	Sram PG1210 Eagle 12s, 11/50
Pedals	Alu MTB
Front Hub	Shimano TX505, CL, 32h
Rear Hub	Shimano TX505, CL, HG, 32h
Rims	RADIALE E25, eBike Ready, Tubeless Ready, 622x25c
Stem	Satori Viper0, 31,8 mm, Internal routing
Handlebar	Alu Low Rise, 720 mm
Seatpost	Alu 31,6 mm
Saddle	Selle Royal Sauris
Tyres	Schwalbe Smart Sam, Performance, Addix, 29"x2,35"

Motor	AM-80 36 V, 250 W
Max Torque	80 Nm
Sensor Type	Torque
Battery	EnergyTube 500, frametype, weight 2,9 kg
Charger Type	2 A
Charge Time	Up to 7 hours
Max Assisted Speed	25 km/h
Display	AM LCD full-colour
Power	Mode 1: 50% Mode 2: 100% Mode 3: 200% Mode 4: 300% Mode 5: 400%

Flat Grey/Neon Red	
16" - 40	0116832550
18" - 46	0116832560
20" - 50	0116832570

Price €2.179

Weight kg 26.6

Atala

B-Cross A6.2

NEW 2022



Frame	Alu 29", Hydroformed, internal powerpack, Tapered, custom tubing, Internal routing, Forged interface
Fork	Zoom 860 AMS, 100 mm, Coil, Lockout
Headset	Acros AZF-575, 1,5", Internal routing
Crankset	Miche 34T
Rear Derailleur	Shimano Altus RD-M2000 SGS, Shadow
Shifters Levers	Shimano Altus SL-M2010 Rapidfire, 9s
Brakes	Shimano BR-MT200, Rotor SM-RT10 180 mm/180 mm
Cassette	Shimano CS-HG200 9s 11/36
Pedals	Alu MTB
Front Hub	Shimano TX505, CL, 32h
Rear Hub	Shimano TX505, CL, HG, 32h
Rims	RADIALE E25, eBike Ready, Tubeless Ready, 622x25c
Stem	Satori Viper0, 31,8 mm, Internal routing
Handlebar	Alu Low Rise, 720 mm
Seatpost	Alu 30,9 mm
Saddle	Selle Royal Sauris
Tyres	Schwalbe Tough Tom, Active Line, 29"x2,35"

Motor	Performance CX 36 V, 250 W
Max Torque	85 Nm
Sensor Type	Torque
Battery	Powerpack 500, frametype, weight 2,6 kg
Charger Type	2 A
Charge Time	Up to 7 hours
Max Assisted Speed	25 km/h
Display	Purion
Power	Eco: 60 % Tour: 140 % EMTB: 140 / 340 % Turbo: 340 %

Petroleum/Black Orange	
16" - 40	0116851500
18" - 46	0116851510
20" - 50	0116851520

Price €2.415

Weight kg 24.5





Frame	Alu 29", hydroformed, integrated battery, tapered, Internal routing, Forged interface
Fork	Zoom 860 AMS, 100 mm, Coil, Tapered, Lockout
Headset	Acros AZF-575, 1,5", Internal routing
Crankset	FSA, 34T, Megatooth
Rear Derailleur	Sram SX Eagle
Shifters Levers	Sram SX Eagle Single Click Trigger, 12s
Brakes	Shimano BR-MT200, Rotor SM-RT10 180 mm/180 mm
Cassette	Sram PG1210 Eagle 12s, 11/50
Pedals	Alu MTB
Front Hub	Shimano TX505, CL, 32h
Rear Hub	Shimano TX505, CL, HG, 32h
Rims	RADIALE E25, eBike Ready, Tubeless Ready, 622x25c
Stem	Satori Viper0, 31,8 mm, Internal routing
Handlebar	Alu Low Rise, 720 mm
Seatpost	Alu 31,6 mm
Saddle	Selle Royal Sauris
Tyres	Schwalbe Smart Sam, Performance, Addix, 29"x2,35"

Motor	AM-80 36 V, 250 W
Max Torque	80 Nm
Sensor Type	Torque
Battery	EnergyTube 500, frametype, weight 2,9 kg
Charger Type	2 A
Charge Time	Up to 7 hours
Max Assisted Speed	25 km/h
Display	AM LCD full-colour
Power	Mode 1: 50% Mode 2: 100% Mode 3: 200% Mode 4: 300% Mode 5: 400%

Anthracite/Black Matt	
16" - 40	0115296400
18" - 46	0115296410
20" - 50	0115296420

Price €2.179

Weight kg 24.5

Atala

B-Cross A4.2

NEW 2022



Frame	Alu 29", Hydroformed, internal powerpack, Tapered, custom tubing, Internal routing, Forged interface
Fork	Zoom 860 AMS, 100 mm, Coil, Lockout
Headset	Acros AZF-575, 1,5", Internal routing
Crankset	Miranda, 38T
Rear Derailleur	Shimano Altus RD-M2000 SGS, Shadow
Shifters Levers	Shimano Altus SL-M2010 Rapidfire, 9s
Brakes	Shimano BR-MT200, Rotor SM-RT10 180 mm/180 mm
Cassette	Shimano CS-HG200 9s 11/36
Pedals	Alu MTB
Front Hub	Shimano TX505, CL, 32h
Rear Hub	Shimano TX505, CL, HG, 32h
Rims	RADIALE E25, eBike Ready, Tubeless Ready, 622x25c
Stem	Satori Viper0, 31,8 mm, Internal routing
Handlebar	Alu Low Rise, 720 mm
Seatpost	Alu 30,9 mm
Saddle	Selle Royal Sauris
Tyres	Schwalbe Tough Tom, 29"x2,35"

Motor	Performance 36 V, 250 W
Max Torque	65 Nm
Sensor Type	Torque
Battery	Powerpack 400 Horizontal, frametype, weight 2,5 kg
Charger Type	2 A
Charge Time	Up to 6,5 hours
Max Assisted Speed	25 km/h
Display	PURION
Power	Eco: 55 % Tour: 120 % Sport: 200 % Turbo: 300 %

Black/Orange	
16" - 40	0115307300
18" - 46	0115307310
20" - 50	0115307320

Price €2.099

Weight kg 24.7





Frame	Alu 29", hydroformed, integrated battery, tapered, Internal routing, Forged interface
Fork	Zoom 860 AMS, 100 mm, Coil, Lockout
Headset	Acros AZF-576, 1,5", Internal routing
Crankset	Miranda, 34T
Rear Derailleur	Shimano Alivio RD-M3100 SGS, Shadow
Shifters Levers	Shimano Altus SL-M2010 Rapidfire, 9s
Brakes	Shimano BR-MT200, Rotor SM-RT10 180 mm/180 mm
Cassette	Shimano CS-HG200 9s 11/36
Pedals	Alu MTB
Front Hub	Shimano TX505, CL, 32h
Rear Hub	Shimano TX505, CL, HG, 32h
Rims	RADIALE E25, eBike Ready, Tubeless Ready, 622x25c
Stem	Satori Viper0, 31,8 mm, Internal routing
Handlebar	Alu Low Rise, 720 mm
Seatpost	Alu 31,6 mm
Saddle	Selle Royal Mach
Tyres	Vittoria Barzo, 29"x2,25

Motor	AM-80 36 V, 250 W
Max Torque	80 Nm
Sensor Type	Torque
Battery	EnergyTube 500, frametype, weight 2,9 kg
Charger Type	2 A
Charge Time	Up to 7 hours
Max Assisted Speed	25 km/h
Display	AM LCD
Power	Mode 1: 50% Mode 2: 100% Mode 3: 200% Mode 4: 300% Mode 5: 400%

Anthracite/Black	
16" - 40	0115296450
18" - 46	0115296460
20" - 50	0115296470

Price €1.969



Frame	Alu 29", hydroformed, integrated battery, tapered, Internal routing, Forged interface
Fork	Zoom 860 AMS, 100 mm, Coil, Lockout
Headset	Acros AZF-576, 1,5", Internal routing
Crankset	Miranda, 34T
Rear Derailleur	Shimano Alivio RD-M3100 SGS, Shadow
Shifters Levers	Shimano Altus SL-M2010 Rapidfire, 9s
Brakes	Shimano BR-MT200, Rotor SM-RT10 180 mm/180 mm
Cassette	Shimano CS-HG200 9s 11/36
Pedals	Alu MTB
Front Hub	Shimano TX505, CL, 32h
Rear Hub	Shimano TX505, CL, HG, 32h
Rims	RADIALE E25, eBike Ready, Tubeless Ready, 622x25c
Stem	Satori Viper0, 31,8 mm, Internal routing
Handlebar	Alu Low Rise, 720 mm
Seatpost	Alu 31,6 mm
Saddle	Selle Royal Mach
Tyres	Vittoria Barzo, 29"x2,25

Motor	AM-80 36 V, 250 W
Max Torque	80 Nm
Sensor Type	Torque
Battery	EnergyTube 400, frametype, weight 2,8 kg
Charger Type	2 A
Charge Time	Up to 7 hours
Max Assisted Speed	25 km/h
Display	AM LCD
Power	Mode 1: 50% Mode 2: 100% Mode 3: 200% Mode 4: 300% Mode 5: 400%

Anthracite/Black	
16" - 40	0115307500
18" - 46	0115307510
20" - 50	0115307520

Price €1.839



Frame	Alu 29", Hydroformed, Integrated battery, Tapered, Internal Routing, Forged Interface
Fork	Zoom 860 AMS, 100 mm, Coil
Headset	FSA No.57BP-1
Crankset	FSA, 15T
Rear Derailleur	Shimano Altus RD-M2000 SGS, Shadow
Shifters Levers	Shimano Altus SL-M2010 Rapidfire, 9s
Brakes	Shimano BR-MT200, Rotor SM-RT10 180 mm / 180 mm
Cassette	Shimano CS-HG200 9s 11/36
Pedals	Alu MTB
Front Hub	Shimano TX505, CL, 32h
Rear Hub	Shimano TX505, CL, HG, 32h
Rims	Radiale E25V, 25x622, 32h ebike ready
Stem	Alu, Bar bore 31,8 mm
Handlebar	Alu Low Rise, 720 mm
Seatpost	Alu 31,6 mm
Saddle	Selle Royal Mach
Tyres	Vittoria Barzo 29"x2.25

Motor	Bosch Performance Gen2 36V, 250 W
Max Torque	65 Nm
Sensor Type	Torque
Battery	Powertube 500 Horizontal, frametype, weight 2,9 kg
Charger Type	2 A
Charge Time	Up to 7,5 hours
MAX Assisted Speed	25 km/h
Display	Purion
Power	Eco: 60 % Tour: 140 % EMTB: 140 / 340 % Turbo: 340 %

Petroleum/Black Orange

46	0115307410
50	0115307420

Price €2.149



Frame	Alu 700C, Integrated battery, Tapered, Monotube
Fork	Zoom 860 AMS
Headset	Acros AICR 1.5
Crankset	FSA Mega Tooth 38T
Rear Derailleur	Shimano Deore RD-M4120 SGS, Shadow
Shifters Levers	Shimano Deore SL-M4100-R Rapidfire, 10s
Brakes	Shimano BR-MT200, Rotor SM-RT10 180 mm / 180 mm
Cassette	Shimano CS-M4100-10 10s 11/46
Pedals	Alu MTB Full
Front Hub	Shimano HB-TX505, CL, 32h
Rear Hub	Shimano HB-MT400-B, CL, HG, 32h
Rims	Radiale E25, 25x584, 32h ebike ready
Stem	Satori Phytan 31,8mm, Adjustable, Internal Routing
Handlebar	Kalloy HB-RB11L, 720 mm
Seatpost	Promax SP-252 30,9 mm
Saddle	Selle Royal Sauris
Tyres	Schwalbe Smart Sam Performance Addix 27,5"x2,25

Motor	Bosch Performance CX 36V, 250 W
Max Torque	85 Nm
Sensor Type	Torque
Battery	Powertube 625 Horizontal, weight 3,5 kg
Charger Type	2 A
Charge Time	Up to 9 hours
Max Assisted Speed	25 km/h
Display	Purion
Power	Eco: 60% Tour: 140% EMTB: 140 / 340% Turbo: 340%

Black/Anthracite	
45	0116851600
50	0116851610

Price **€3.199**

Weight **kg 26.8**



Atala

CRAB

AM80 agile

AM80 AGILE CAN

418WH

A15 LED

24"

9 S



E HARDTAIL

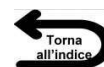
FRAME	Alu. Hydroformed 24", integrated battery, internal cables
FORK	Suntour XCT JR 24", alu with alu crown, 80mm
HEADSET	FSA integrated 1"1/8
CRANKSET	AM80 alu 152mm, FSA 36T, FSA alu bash guard
REAR DERAILLEUR	Shimano Altus RD-M2000
SHIFTERS LEVERS	Shimano Altus SL-M2010, 9s
BRAKES	Shimano BR-MT200 hydraulic disc, Rotor 160 mm CL
CASSETTE	Shimano HG200 9s 11-36
PEDALS	Alu MTB
HUB	Shimano TX505 32h, CL, quick release
RIMS	Rodi 24", double wall, 32h, disc
STEM	Alu over, ahead, 60mm
HANDLEBAR	Alu over, rise 25mm, 640mm
SEATPOST	Byte alu with clamp, 27,2mm
SADDLE	MTB Junior
TYRES	Schwalbe Black Jack 24"x2,10"

MOTOR	AM80 Agile CAN, 36V 250W
MAX TORQUE	80 Nm
SENSOR TYPE	Torque
BATTERY	Phylion Li-Ion 36V, 418Wh, on frame, with Smart BMS CAN
CHARGER TYPE	2A Europlug
CHARGE TIME	100%: 6:30h / 80%: 4h40m
MAX ASSISTED SPEED	25 km/h
DISPLAY	Atala A15 LED CAN, Power +/-
POWER	5 levels, Power adjust level1: 50% level2: 100% level3: 150% level4: 200% level5: 250%
OTHER FUNCTIONS	Soft start: 0 - 6km/h, with no pedaling

ORANGE	
34 cm	0115314100
NOTE	keyring, bell

Price €1.625

WEIGHT Kg 20,3



E-GRAVEL

Scegliere i tuoi itinerari senza doverli pianificare, affrontando sia sentieri off-road sia lunghi tratti di asfalto, è possibile con una gravel eBike. Ideale per viaggi avventurosi e perfettamente performanti anche in città, la gravel è agile, affidabile e confortevole.

With a gravel is possible to choose your own routes without planning team, tackle both off-road trails and long stretches of asphalt. Ideal for adventurous trips and perfectly performing even in the city, the gravel is agile, reliable and comfortable.



WHISTLE

FLOW ADVENTURE

FAZUA

EVATION 2.0

EVATION 255 WH

LED

11S



E GRAVEL

FRAME Alu, hydroformed, smooth welding, Flat mount disc brake, tapered, 12x142 mm

FORK Carbon monocoque, Tapered, 12x100 mm, Flat mount disc brake

HEADSET FSA No.57E tapered 1"1/2

CRANKSET FSA CK-746, 40T

REAR DERAILLEUR Shimano GRX RD-R812

SHIFTERS LEVERS Shimano GRX ST-RX600 1x11s

BRAKES Shimano GRX BR-RX400, Rotor SM-RT64 160 mm/160 mm

CASSETTE Shimano CS-M7000 11s 11/42

WHEELS Shimano WH-RS370

STEM FSA ST-0S 97

HANDLEBAR FSA NS Adventure Compact

SEATPOST FSA Energy SBS

SADDLE Selle Royal Asphalt

TYRES Schwalbe G-One Bite, 700x40

MOTOR Fazua 36V, 250W

MAX TORQUE 60 Nm

SENSOR TYPE Torque

BATTERY Fazua Evation 255 Wh, weight 1,38 kg

CHARGER TYPE 2 A

CHARGE TIME Up to 3,5 hours

MAX ASSISTED SPEED 25 km/h

DISPLAY LED

POWER Breeze: 75 %

River: 150 %

Rocket: 240 %

ANTHRACITE/NEON YELLOW

44 cm 0116820600

50 cm 0116820610

54 cm 0116820620

58 cm 0116820630

Price €4.199



E-ROAD

eRoad con telaio in alluminio hanno kit elettrico Fazua per dominare la strada, per affrontare ripide pendenze con minor sforzo.

eRoad with aluminium frame is ePowered by Fazua to conquer the road, to face high slopes with less effort.



WHISTLE FLOW ALLOY

FAZUA

- ⚙️ EVATION 1.0
- 🔋 EVATION 255 WH
- 📺 LED
- 🔌 22.5



FRAME	Alu, hydroformed, smooth welding, Flat mount disc brake, tapered, 12x142 mm
FORK	Carbon monocoque, Tapered, 12x100 mm, Flat mount disc brake
HEADSET	FSA No.57E tapered 1"1/2
CRANKSET	FSA CK-746, 50-34T
REAR DERAILLEUR	Shimano Ultegra RD-R8000
SHIFTERS LEVERS	Shimano Ultegra ST-R8020 2x11s
BRAKES	Shimano Ultegra BR-R8070, Rotor SM-RT800 160 mm/160 mm
CASSETTE	Shimano CS-R7000 11s 11/32
WHEELS	Mavic Aksium Disc
STEM	Deda Elementi Zero
HANDLEBAR	Deda Elementi Zero
SEATPOST	Deda Elementi Zero
SADDLE	Fizik Antares R7
TYRES	Continental GranSport Race 700x25

MOTOR	Fazua 36V, 250W
MAX TORQUE	60 Nm
SENSOR TYPE	Torque
BATTERY	Fazua Evation 255 Wh, weight 1,38 kg
CHARGER TYPE	2 A
CHARGE TIME	Up to 3,5 hours
MAX ASSISTED SPEED	25 km/h
DISPLAY	LED
POWER	Breeze: 75 % River: 150 % Rocket: 240 %

BLACK/NEON RED MATT		RED/BLACK MATT	
44 cm	0116800100	44 cm	0116800103
50 cm	0116800110	50 cm	0116800113
54 cm	0116800120	54 cm	0116800123
58 cm	0116800130	58 cm	0116800133

Price €4.399



E-TREKKING

Stare a contatto con la natura, esplorare, scoprire, combinando il relax con l'esercizio fisico. Solamente la tua eBike rende ogni viaggio più piacevole.

Being surrounded by nature, discover, explore, combining relax with exercise. Your eBike makes every journey more pleasant.



WHISTLE

SPEED URBAN C9.1 MAN



PERFORMANCE CX CRUISE

POWERTUBE 500 & 625

KIOX

29C

12 S



FRAME	Full Carbon 29", Toray T700, dual integrated battery, oversize head tube, 12x148 mm E-Thru
FORK	Carbon, Tapered 1"1/2, 15x110
HEADSET	Acros AZF-581, 1,5", Internal routing
CRANKSET	FSA, 38T, MegaTooth
REAR DERAILLEUR	Shimano XT RD-M8100 SGS, Shadow Plus
SHIFTERS LEVERS	Shimano Deore SL-M6100 Rapidfire-Plus, 12s
BRAKES	Shimano BR-MT420, Four piston, Rotor SM-RT30 203 mm/203 mm
CASSETTE	Shimano CS-M6100 12s 10/51
PEDALS	Alu TKK
FRONT HUB	Shimano Alivio MT400, 15x110, CL, 32h
REAR HUB	Shimano Alivio MT410, 12x148, CL, MicroSpline, 32h
RIMS	Radiale X25, 25x622, eBike ready, Asymmetric
STEM	Satori Viper0, 31,8 mm, Internal routing
HANDLEBAR	Alu Low Rise, 720 mm
SEATPOST	Alu 31,6 mm
SADDLE	Selle Royal Essenza Moderate
TYRES	Schwalbe Energizer Plus, Performance, GreenGuard, TwinSkin, 700x55

MOTOR	Performance CX 36 V, 250 W
MAX TORQUE	85 Nm
SENSOR TYPE	Torque
BATTERY	Powertube 500 Horizontal & Powertube 625 Horizontal
CHARGER TYPE	4 A
CHARGE TIME	Up to 9,4 hours
MAX ASSISTED SPEED	25 km/h
DISPLAY	KIOX
POWER	Eco: 60 % Tour: 140 % EMTB: 140 / 340 % Turbo: 340 %

BLACK/ANTHRACITE MATT

19" - 48 cm 0116832810

20,5" - 52 cm 0116832820

Price €5.775**WEIGHT** Kg 27,8

E TREKKING



WHISTLE

SPEED URBAN C8.1 MAN



PERFORMANCE CX CRUISE

POWERTUBE 500 & 625

INTUVIA

29C

12 S



FRAME	Full Carbon 29", Toray T700, dual integrated battery, oversize head tube, 12x148 mm E-Thru
FORK	Rock Shox 35 Silver R, 100 mm, Maxle Lite 15x110 mm, Coil, Tapered, Lockout, E-Bike
HEADSET	Acros AZF-581, 1,5", Internal routing
CRANKSET	FSA, 38T, MegaTooth
REAR DERAILLEUR	Sram SX Eagle
SHIFTERS LEVERS	Sram SX Eagle Single Click Trigger, 12s
BRAKES	Shimano BR-MT420, Four piston, Rotor SM-RT30 203 mm/203 mm
CASSETTE	Sram PG1210 Eagle 12s, 11/50
PEDALS	Alu MTB
FRONT HUB	Shimano Alivio MT400, 15x110, CL, 32h
REAR HUB	Shimano Alivio MT400, 12x148, CL, HG, 32h
RIMS	Radiale X25, 25x622, eBike ready, Asymmetric
STEM	Satori Viper0, 31,8 mm, Internal routing
HANDLEBAR	Alu Low Rise, 720 mm
SEATPOST	Alu 31,6 mm
SADDLE	Selle Royal Essenza Moderate
TYRES	Schwalbe Smart Sam, K-Guard, 29"x2,35"

MOTOR	Performance CX 36 V, 250 W
MAX TORQUE	85 Nm
SENSOR TYPE	Torque
BATTERY	Powertube 500 Horizontal & Powertube 625 Horizontal
CHARGER TYPE	4 A
CHARGE TIME	Up to 9,4 hours
MAX ASSISTED SPEED	25 km/h
DISPLAY	INTUVIA
POWER	Eco: 60 % Tour: 140 % EMTB: 140 / 340 % Turbo: 340 %

BLACK/ANTHRACITE MATT

19" - 48 cm 0116832910

20,5" - 52 cm 0116832920

Price €5.249**WEIGHT** Kg 28,3

WHISTLE

SPEED URBAN C8.1 LADY



PERFORMANCE CX CRUISE

POWERTUBE 500 & 625

INTUVIA

29C

12 S



FRAME	Full Carbon 29", Toray T700, dual integrated battery, oversize head tube, 12x148 mm E-Thru
FORK	Rock Shox 35 Silver R, 100 mm, Maxle Lite 15x110 mm, Coil, Tapered, Lockout, E-Bike
HEADSET	Acros AZF-581, 1,5", Internal routing
CRANKSET	FSA, 38T, MegaTooth
REAR DERAILLEUR	Sram SX Eagle
SHIFTERS LEVERS	Sram SX Eagle Single Click Trigger, 12s
BRAKES	Shimano BR-MT420, Four piston, Rotor SM-RT30 203 mm/203 mm
CASSETTE	Sram PG1210 Eagle 12s, 11/50
PEDALS	Alu MTB
FRONT HUB	Shimano Alivio MT400, 15x110, CL, 32h
REAR HUB	Shimano Alivio MT400, 12x148, CL, HG, 32h
RIMS	Radiale X25, 25x622, eBike ready, Asymmetric
STEM	Satori Viper0, 31,8 mm, Internal routing
HANDLEBAR	Alu Low Rise, 720 mm
SEATPOST	Alu 31,6 mm
SADDLE	Selle Royal Essenza Moderate
TYRES	Schwalbe Smart Sam, K-Guard, 29"x2,35"

MOTOR	Performance CX 36 V, 250 W
MAX TORQUE	85 Nm
SENSOR TYPE	Torque
BATTERY	Powertube 500 Horizontal & Powertube 625 Horizontal
CHARGER TYPE	4 A
CHARGE TIME	Up to 9,4 hours
MAX ASSISTED SPEED	25 km/h
DISPLAY	INTUVIA
POWER	Eco: 60 % Tour: 140 % EMTB: 140 / 340 % Turbo: 340 %

BLACK/ANTHRACITE MATT	
17,5" - 44 cm	0116832900

Price €5.249**WEIGHT** Kg 28,3

E TREKKING



WHISTLE**Speed Urban C7.2 Man/Lady****NEW 2022**
MISSION
#CARBON

Frame	Full Carbon 29", Torat T700, dual integrated battery, oversize headtube, 12x148mm E-Thru
Fork	Zoom 860 AMS - Travel 100 mm, Coil, Lockout
Headset	Acros AZF-576, 1"1/8 steerer, internal routing
Crankset	FSA Direct Mount, 38T
Rear Derailleur	Shimano Deore RD-M5120 SGS, Shadow
Shifters Levers	Shimano Deore SL-M4100-R Rapidfire Plus, 10s
Brakes	Shimano BR-MT200, Rotor SM-RT10 180 mm / 180 mm
Cassette	Shimano CS-M4100-10, Deore 10s 11/46
Pedals	Alu TKK
Front Hub	Shimano TX505, CL, 32h
Rear Hub	Shimano Alivio MT400 12x148, CL, HG, 32h
Rims	Radiale X25, 25x622, 32h ebike ready
Stem	Satori Viper0, 31,8 mm, internal routing
Handlebar	Kalloy HB-RB11L, 720mm
Seatpost	Satory Harmony, 31,6 mm
Saddle	Atala Trekking
Tyres	Schwalbe Tugh Tom K-Guard, 57-622

Motor	Bosch Performance CX 36V, 250 W
Max Torque	85 Nm
Sensor Type	Torque
Battery	Powertube 625 Horizontal, frametype, weight 3,5 kg
Charger Type	2 A
Charge Time	Up to 9 hours
Max Assisted Speed	25 km/h
Display	Purion
Power	Eco: 60 % Tour: 140 % Sport: 140 / 340 % Turbo: 340 %

MAN: Black/Green	
48	0116851910
52	0116851920

LADY: Black/Green	
44	0116851900

Price €3.689

Weight kg 26.7



AUDERE

FAZUA

- EVATION 2.0
- EVATION 255 WH
- LED
- 10S



FRAME	Alu, hydroformed, smooth welding, Post mount disc brake, Internal routing, tapered, 12x142 mm
FORK	Suntour NRX, 63 mm, Coil, Tapered, Lockout
HEADSET	FSA No.57B tapered 1"1/2
CRANKSET	FSA, Miche 38T
REAR DERAILLEUR	Shimano XT RD-T8000 SGS, Shadow
SHIFTERS LEVERS	Shimano Deore SL-M6000 Rapidfire-Plus, 10s
BRAKES	Shimano Deore BR-T6000, Rotor SM-RT54 180 mm/180 mm
CASSETTE	Shimano CS-HG50 10s 11/36
PEDALS	Alu TTK
HUBS	F: Shimano DH-3D37, Dynamo, 6V, 3W - R: Shimano MT400, 32h, 12x142 mm
RIMS	Rodi Tryp25, 25x622, 32h, eBike ready
STEM	Satori UP3e, Internal routing, Bar bore 31,8 mm
HANDLEBAR	Satori Noirette City, 630 mm
SEATPOST	Satori Xopic2, Suspended, 31,6 mm
SADDLE	Selle Royal Lookin
TYRES	Schwalbe Marathon E-Plus, Smartguard 2.0, Reflex, 700x50
MUDGUARDS	SKS Evo55 Alu Sandwich
CARRIERS	Racktime Shine Evo Imm
LIGHTS	F: Trelock Bike-I Airflow 70, Daylight - R: B&M Shine Evo integrated

MOTOR	Fazua 36V, 250W
MAX TORQUE	60 Nm
SENSOR TYPE	Torque
BATTERY	Fazua Evation 255 Wh, weight 1,38 kg
CHARGER TYPE	2 A
CHARGE TIME	Up to 3,5 hours
MAX ASSISTED SPEED	25 km/h
DISPLAY	LED
POWER	Breeze: 75 % River: 150 % Rocket: 240 %

DARK GREEN/SILVER	
49 cm	0111348100
54 cm	0111348110
59 cm	0111348120

Price €3.889





Frame	Alu 700C, hydroformed, internal powertube, custom tubing, Internal routing, Forged interface
Fork	Zoom 188NS AMS, Travel 65 mm, Coil, Lockout
Headset	Acros AZF-585, 1,5", internal routing
Crankset	FSA, 38T
Rear Derailleur	Shimano Deore RD-M5120, Shadow Plus
Shifters Levers	Shimano Deore SL-M4100 Rapidfire-Plus
Brakes	Shimano BR-MT200, Rotor SM-RT10 180 mm/180 mm
Cassette	Shimano CS-M4100, 10s
Pedals	Alu TKK
Front Hub	Shimano TX505, CL, 32h
Rear Hub	Shimano TX505, CL, HG, 32h
Rims	Radiale E25V, 25x622, ebike ready
Stem	Satori Python, 31,8 mm, Adjustable, Internal routing
Handlebar	Satori Noirette City, 630mm
Seatpost	Satory Harmony, suspended 31,6 mm
Saddle	Atala Memory Foam
Tyres	Schwalbe Energizer Active Plus, Greenguard, TwinSkin, 700x50C

Motor	Performance 36V, 250 W
Max Torque	65 Nm
Sensor Type	Torque
Battery	Powertube 600 Horizontal, frame type, weight 2,8 kg
Charger Type	2 A
Charge Time	Up to 9 hours
Max Assisted Speed	25 km/h
Display	Purion
Power	Eco: 55 % Tour: 120 % Sport: 200 % Turbo: 300 %

Man: Black/Anthracite	
50	0115307700
53	0115307710
59	0115307720

Lady: Blue/Anthracite	
45	0115307800
50	0115307810
53	0115307820

Price €3.059

Atala

B-TOUR A7.1 MAN



PERFORMANCE CRUISE

POWERTUBE 500

PURION

700C

9 S



FRAME	Alu 700C, hydroformed, integrated battery, custom tubing, Internal routing, Forged interface
FORK	Suntour NEX-E25, 63 mm, Coil, Lockout
HEADSET	Acros AZF-585, 1,5", Internal routing
CRANKSET	FSA, 38T
REAR DERAILLEUR	Shimano Alivio RD-M3100 SGS, Shadow
SHIFTERS LEVERS	Shimano Altus SL-M2010 Rapidfire, 9s
BRAKES	Shimano BR-MT200, Rotor SM-RT10 180 mm/180 mm
CASSETTE	Shimano CS-HG200 9s 11/36
PEDALS	Alu TKK
FRONT HUB	Shimano TX505, CL, 32h
REAR HUB	Shimano TX505, CL, HG, 32h
RIMS	Radiale L25V, 25x622, eBike ready
STEM	Satori Python, 31,8 mm, Adjustable, Internal routing
HANDLEBAR	Satori Noirette City, 630 mm
SEATPOST	Satori Harmony, Suspended, 31,6 mm
SADDLE	Atala Memory Foam Trekking
TYRES	Schwalbe Energizer Active Plus, Punctureguard, TwinSkin, 700x50C

MOTOR	Performance 36 V, 250 W
MAX TORQUE	65 Nm
SENSOR TYPE	Torque
BATTERY	Powertube 500 Horizontal, frametype, weight 2,8 kg
CHARGER TYPE	2 A
CHARGE TIME	Up to 7,5 hours
MAX ASSISTED SPEED	25 km/h
DISPLAY	PURION
POWER	Eco: 55 % Tour: 120 % Sport: 200 % Turbo: 300 %

FLAT GREY/BLUE NAVY MATT

50 cm	0115296900
53 cm	0115296910
59 cm	0115296920

Price €2.779**WEIGHT** Kg 28,3

Atala

B-TOUR A7.1 LADY



PERFORMANCE CRUISE

POWERTUBE 500

PURION

700C

9 S



FRAME	Alu 700C, hydroformed, integrated battery, custom tubing, Internal routing, Forged interface
FORK	Suntour NEX-E25, 63 mm, Coil, Lockout
HEADSET	Acros AZF-585, 1,5", Internal routing
CRANKSET	FSA, 38T
REAR DERAILLEUR	Shimano Alivio RD-M3100 SGS, Shadow
SHIFTERS LEVERS	Shimano Altus SL-M2010 Rapidfire, 9s
BRAKES	Shimano BR-MT200, Rotor SM-RT10 180 mm/180 mm
CASSETTE	Shimano CS-HG200 9s 11/36
PEDALS	Alu TKK
FRONT HUB	Shimano TX505, CL, 32h
REAR HUB	Shimano TX505, CL, HG, 32h
RIMS	Radiale L25V, 25x622, eBike ready
STEM	Satori Python, 31,8 mm, Adjustable, Internal routing
HANDLEBAR	Satori Noirette City, 630 mm
SEATPOST	Satori Harmony, Suspended, 31,6 mm
SADDLE	Atala Memory Foam Trekking
TYRES	Schwalbe Energizer Active Plus, Punctureguard, TwinSkin, 700x50C

MOTOR	Performance 36 V, 250 W
MAX TORQUE	65 Nm
SENSOR TYPE	Torque
BATTERY	Powertube 500 Horizontal, frametype, weight 2,8 kg
CHARGER TYPE	2 A
CHARGE TIME	Up to 7,5 hours
MAX ASSISTED SPEED	25 km/h
DISPLAY	PURION
POWER	Eco: 55 % Tour: 120 % Sport: 200 % Turbo: 300 %

ANTHRACITE/GREEN MATT

45 cm	0115297000
50 cm	0115297010
53 cm	0115297020

Price €2.779

WEIGHT Kg 28,3

E TREKKING





Frame	Alu 700C, hydroformed, internal powerpack, custom tubing, Internal routing, Forged interface
Fork	Zoom 187D AMS - Travel 65 mm
Headset	Acros AZF-585, 1,5", internal routing
Crankset	Miranda, 38T
Rear Derailleur	Shimano Alivio RD-M3100 SGS, Shadow
Shifters Levers	Shimano Altus SL-M2010 Rapidfire, 9s
Brakes	Shimano BR-MT200, Rotor SM-RT10 180 mm / 180 mm
Cassette	Shimano CS-HG200 9s 11/36
Pedals	Alu TTK
Front Hub	Shimano TX505, CL, 32h
Rear Hub	Shimano TX505, CL, HG, 32h
Rims	Radiale L25V, 25x622, 32h ebike ready
Stem	Satori Python, 31,8 mm, Adjustable, internal routing
Handlebar	Satori Noisette City, 630mm
Seatpost	Satory Harmony, suspended 30,9 mm
Saddle	Atala Memory Foam Trekking
Tyres	Schwalbe Energizer Plus, Performance, GreenGuard, TwinSkin, 700x55

Motor	Bosch Active Line Plus 36V, 250 W
Max Torque	50 Nm
Sensor Type	Torque
Battery	Powerpack 500, frametype, weight 2,6 kg
Charger Type	2 A
Charge Time	Up to 7,5 hours
Max Assisted Speed	25 km/h
Display Power	Purion Eco: 55 % Tour: 120 % Sport: 200 % Turbo: 300 %

Lady: Brown/Anthracite	
45	0115308000

Price €2.529

Atala

B-TOUR A6.1 MAN



PERFORMANCE CRUISE

POWERTUBE 400

PURION

700C

9 S



FRAME	Alu 700C, hydroformed, integrated battery, custom tubing, Internal routing, Forged interface
FORK	Suntour NEX, 63mm, Coil
HEADSET	Acros AZF-585, 1,5", Internal routing
CRANKSET	Miranda, 38T
REAR DERAILLEUR	Shimano Alivio RD-M3100 SGS, Shadow
SHIFTERS LEVERS	Shimano Altus SL-M2010 Rapidfire, 9s
BRAKES	Shimano BR-MT200, Rotor SM-RT10 180 mm/180 mm
CASSETTE	Shimano CS-HG200 9s 11/36
PEDALS	Alu TKK
FRONT HUB	Shimano TX505, CL, 32h
REAR HUB	Shimano TX505, CL, HG, 32h
RIMS	Radiale L25V, 25x622, eBike ready
STEM	Satori Python, 31,8 mm, Adjustable, Internal routing
HANDLEBAR	Satori Noirette City, 630 mm
SEATPOST	Satori Harmony, Suspended, 31,6 mm
SADDLE	Atala Memory Foam Trekking
TYRES	Schwalbe Energizer Active Plus, Punctureguard, TwinSkin, 700x50C

MOTOR	Performance 36 V, 250 W
MAX TORQUE	65 Nm
SENSOR TYPE	Torque
BATTERY	Powertube 400 Horizontal, frametype, weight 2,8 kg
CHARGER TYPE	2 A
CHARGE TIME	Up to 6,5 hours
MAX ASSISTED SPEED	25 km/h
DISPLAY	PURION
POWER	Eco: 55 % Tour: 120 % Sport: 200 % Turbo: 300 %

ANTHRACITE/GREEN MATT

50 cm	0115297100
53 cm	0115297110
59 cm	0115297120

Price €2.519**WEIGHT** Kg 28,3

Atala

B-TOUR A6.1 LADY



PERFORMANCE CRUISE

POWERTUBE 400

PURION

700C

9 S



E TREKKING

FRAME	Alu 700C, hydroformed, integrated battery, custom tubing, Internal routing, Forged interface
FORK	Suntour NEX, 63mm, Coil
HEADSET	Acros AZF-585, 1,5", Internal routing
CRANKSET	Miranda, 38T
REAR DERAILLEUR	Shimano Alivio RD-M3100 SGS, Shadow
SHIFTERS LEVERS	Shimano Altus SL-M2010 Rapidfire, 9s
BRAKES	Shimano BR-MT200, Rotor SM-RT10 180 mm/180 mm
CASSETTE	Shimano CS-HG200 9s 11/36
PEDALS	Alu TKK
FRONT HUB	Shimano TX505, CL, 32h
REAR HUB	Shimano TX505, CL, HG, 32h
RIMS	Radiale L25V, 25x622, eBike ready
STEM	Satori Python, 31,8 mm, Adjustable, Internal routing
HANDLEBAR	Satori Noirette City, 630 mm
SEATPOST	Satori Harmony, Suspended, 31,6 mm
SADDLE	Atala Memory Foam Trekking
TYRES	Schwalbe Energizer Active Plus, Punctureguard, TwinSkin, 700x50C

MOTOR	Performance 36 V, 250 W
MAX TORQUE	65 Nm
SENSOR TYPE	Torque
BATTERY	Powertube 400 Horizontal, frametype, weight 2.8 kg
CHARGER TYPE	2 A
CHARGE TIME	Up to 6,5 hours
MAX ASSISTED SPEED	25 km/h
DISPLAY	PURION
POWER	Eco: 55 % Tour: 120 % Sport: 200 % Turbo: 300 %

BLUE NAVY/PASTEL GREY MATT

50 cm	0115297210
53 cm	0115297220

Price €2.519

WEIGHT Kg 28,3



Atala

B-TOUR A5.1 MAN



ACTIVE PLUS CRUISE

POWERPACK 400

PURION

700C

9 S



FRAME	Alu 700C, hydroformed, internal powerpack, custom tubing, Internal routing, Forged interface
FORK	Suntour NEX-E25, 63 mm, Coil
HEADSET	Acros AZF-585, 1,5", Internal routing
CRANKSET	Miranda, 38T
REAR DERAILLEUR	Shimano Alivio RD-M3100 SGS, Shadow
SHIFTERS LEVERS	Shimano Altus SL-M2010 Rapidfire, 9s
BRAKES	Shimano BR-MT200, Rotor SM-RT10 180 mm/180 mm
CASSETTE	Shimano CS-HG200 9s 11/36
PEDALS	Alu TKK
FRONT HUB	Shimano TX505, CL, 32h
REAR HUB	Shimano TX505, CL, HG, 32h
RIMS	Radiale L25V, 25x622, eBike ready
STEM	Satori Python, 31,8 mm, Adjustable, Internal routing
HANDLEBAR	Satori Noirette City, 630 mm
SEATPOST	Satori Harmony, Suspended, 31,6 mm
SADDLE	Atala Memory Foam Trekking
TYRES	Schwalbe Energizer Active Plus, Punctureguard, TwinSkin, 700x50C

MOTOR	Active Plus 36 V, 250 W
MAX TORQUE	50 Nm
SENSOR TYPE	Torque
BATTERY	Powerpack 400, frametype, weight 2,5 kg
CHARGER TYPE	2 A
CHARGE TIME	Up to 6,5 hours
MAX ASSISTED SPEED	25 km/h
DISPLAY	PURION
POWER	Eco: 40 % Tour: 100 % Sport: 180 % Turbo: 270 %

GREEN/ANTHRACITE MATT

50 cm	0115297300
53 cm	0115297310

Price €2.309**WEIGHT** Kg 28

Atala

B-TOUR A5.1 LADY



ACTIVE PLUS CRUISE

POWERPACK 400

PURION

700C

9 S



FRAME	Alu 700C, hydroformed, internal powerpack, custom tubing, Internal routing, Forged interface
FORK	Suntour NEX-E25, 63 mm, Coil
HEADSET	Acros AZF-585, 1,5", Internal routing
CRANKSET	Miranda, 38T
REAR DERAILLEUR	Shimano Alivio RD-M3100 SGS, Shadow
SHIFTERS LEVERS	Shimano Altus SL-M2010 Rapidfire, 9s
BRAKES	Shimano BR-MT200, Rotor SM-RT10 180 mm/180 mm
CASSETTE	Shimano CS-HG200 9s 11/36
PEDALS	Alu TKK
FRONT HUB	Shimano TX505, CL, 32h
REAR HUB	Shimano TX505, CL, HG, 32h
RIMS	Radiale L25V, 25x622, eBike ready
STEM	Satori Python, 31,8 mm, Adjustable, Internal routing
HANDLEBAR	Satori Noirette City, 630 mm
SEATPOST	Satori Harmony, Suspended, 31,6 mm
SADDLE	Atala Memory Foam Trekking
TYRES	Schwalbe Energizer Active Plus, Punctureguard, TwinSkin, 700x50C

MOTOR	Active Plus 36 V, 250 W
MAX TORQUE	50 Nm
SENSOR TYPE	Torque
BATTERY	Powerpack 400, frametype, weight 2,5 kg
CHARGER TYPE	2 A
CHARGE TIME	Up to 6,5 hours
MAX ASSISTED SPEED	25 km/h
DISPLAY	PURION
POWER	Eco: 40 % Tour: 100 % Sport: 180 % Turbo: 270 %

WHITE/PASTEL GREY MATT

45 cm	0115297400
50 cm	0115297410
53 cm	0115297420

Price €2.309**WEIGHT** Kg 28

Atala

B-TOUR A4.1 MAN



⚙️ ACTIVE CRUISE

🔋 POWERPACK 400

📺 PURION

🔌 700C

🕒 7 S



FRAME	Alu 700C, hydroformed, internal powerpack, custom tubing, Internal routing, Forged interface
FORK	Suntour NEX, 63 mm, Coil
HEADSET	Acros AIX-540, 1,5", Internal routing
CRANKSET	Miranda, 38T
REAR DERAILLEUR	Shimano RD-TY500D
SHIFTERS LEVERS	Shimano Tourney SL-RS36, Revoshift, 7s
BRAKES	Shimano BR-MT200, Rotor SM-RT10 180 mm/180 mm
CASSETTE	Shimano CS-HG200 7s 12/32
PEDALS	Alu TKK
FRONT HUB	Shimano TX505, CL, 32h
REAR HUB	Shimano TY505, CL, HG 7, 32h
RIMS	Radiale L25V, 25x622, eBike ready
STEM	Alu, ahead, adjustable, 31,8 mm
HANDLEBAR	Alu City, 640 mm
SEATPOST	Alu, 31,6 mm
SADDLE	Atala Memory Foam Trekking
TYRES	Schwalbe Energizer Active Plus, Punctureguard, TwinSkin, 700x50C

MOTOR	Active 36 V, 250 W
MAX TORQUE	40 Nm
SENSOR TYPE	Torque
BATTERY	Powerpack 400, frametype, weight 2,5 kg
CHARGER TYPE	2 A
CHARGE TIME	Up to 6,5 hours
MAX ASSISTED SPEED	25 km/h
DISPLAY	PURION
POWER	Eco: 40 % Tour: 100 % Sport: 170 % Turbo: 250 %

ANTHRACITE MATT/BLACK

50 cm	0115297500
53 cm	0115297510

Price €2.045**WEIGHT** Kg 27,5

Atala

B-TOUR A4.1 LADY



⚙️ ACTIVE CRUISE

🔋 POWERPACK 400

📺 PURION

🌀 700C

🕒 7 S



FRAME	Alu 700C, hydroformed, internal powerpack, custom tubing, Internal routing, Forged interface
FORK	Suntour NEX, 63 mm, Coil
HEADSET	Acros AIX-540, 1,5", Internal routing
CRANKSET	Miranda, 38T
REAR DERAILLEUR	Shimano RD-TY500D
SHIFTERS LEVERS	Shimano Tourney SL-RS36, Revoshift, 7s
BRAKES	Shimano BR-MT200, Rotor SM-RT10 180 mm/180 mm
CASSETTE	Shimano CS-HG200 7s 12/32
PEDALS	Alu TKK
FRONT HUB	Shimano TX505, CL, 32h
REAR HUB	Shimano TY505, CL, HG 7, 32h
RIMS	Radiale L25V, 25x622, eBike ready
STEM	Alu, ahead, adjustable, 31,8 mm
HANDLEBAR	Alu City, 640 mm
SEATPOST	Alu, 31,6 mm
SADDLE	Atala Memory Foam Trekking
TYRES	Schwalbe Energizer Active Plus, Punctureguard, TwinSkin, 700x50C

MOTOR	Active 36 V, 250 W
MAX TORQUE	40 Nm
SENSOR TYPE	Torque
BATTERY	Powerpack 400, frametype, weight 2,5 kg
CHARGER TYPE	2 A
CHARGE TIME	Up to 6,5 hours
MAX ASSISTED SPEED	25 km/h
DISPLAY	PURION
POWER	Eco: 40 % Tour: 100 % Sport: 170 % Turbo: 250 %

GREEN/ANTHRACITE MATT

45 cm	0115297600
50 cm	0115297610
53 cm	0115297620

Price €2.045

WEIGHT Kg 27,5

E TREKKING



Atala

CLEVER 8.1 MAN

AM80 agile

AM80 AGILE CAN

504WH

A10 LCD REMOTE

700C

9S



FRAME	Alu. Hydroformed 700c, integrated battery, internal cables
FORK	Suntour NEX E25 HLO 700c, alu with alu crown, 50mm, with hydraulic lockout
HEADSET	FSA integrated 1"1/8
CRANKSET	AM80 alu 170mm, FSA 38T
REAR DERAILLEUR	Shimano Alivio RD-M3100
SHIFTERS LEVERS	Shimano Alivio SL-M3100, 9s
BRAKES	Shimano BR-MT200 hydraulic disc, Rotor 180 mm CL
CASSETTE	Shimano HG200 9s 11-36
PEDALS	Alu TKK
HUB	Shimano TX505 32h, CL, quick release
RIMS	Rodi 700c, double wall w/eylets, 32h, disc
STEM	Byte alu over, ahead, adjustable
HANDLEBAR	Byte alu over
SEATPOST	Byte suspended 40mm, 27,2mm
SADDLE	Selle Royal Lancia
TYRES	Schwalbe Road Cruiser 700x47c, with reflecting line, puncture proof
MUDGUARDS	Single stay speedy
CHAINCOVER	Plastic, L type
CARRIERS	Rear alu 14mm with spring, 25kg load
EXTERNAL LIGHTS	Axa front (30 lux) and rear LED, controlled by display and twilight sensor

MOTOR	AM80 Agile CAN, 36V 250W
MAX TORQUE	80 Nm
SENSOR TYPE	Torque
BATTERY	Phylion Li-Ion 36V, 504Wh, on frame, Samsung cells with Smart BMS CAN
CHARGER TYPE	2A Europlug
CHARGE TIME	100%: 7:30h / 80%: 5h40m
MAX ASSISTED SPEED	25 km/h
DISPLAY	Atala A10 LCD Smart CAN, with remote control
POWER	5 levels, Power adjust level1: 50% level2: 100% level3: 150% level4: 200% level5: 250%
OTHER FUNCTIONS	Soft start: 0-6km/h, with no pedaling External light control, Speed info, Battery info

BLUE NAVY/PASTEL GRAY MATT

54 cm	0115299050
NOTE	kickstand Ursus adjustable rear, bell, keyring

Price €1.889**WEIGHT** Kg 28,3



Frame	Alu. Hydroformed 700c, integrated battery, internal cables
Fork	Suntour NEX E25 HLO 700c, alu with alu crown, 50mm, with hydraulic lockout
Headset	FSA integrated 1"1/8
Crankset	AM80 alu 170mm, FSA, 38T
Rear Derailleur	Shimano Alivio RD-M3100
Shifters Levers	Shimano Alivio SL-M3100, 9s
Brakes	Shimano BR-MT200 hydraulic disc, Rotor 180 mm CL
Cassette	Shimano HG200 9s 11-36
Pedals	Alu TKK
Hub	Shimano TX505 32h, CL, quick release
Rims	Rodi 700c, double wall w/eylets, 32h, disc
Stem	Byte alu over, ahead, adjustable
Handlebar	Byte alu over
Seatpost	Byte suspended 40mm, 27,2mm
Saddle	Selle Royal Lancia
Tyres	Schwalbe Road Cruiser 700x47c, with reflecting line, puncture proof
Mudguards	Single stay speedy
Chaincover	Plastic, L type
Carriers	Rear alu 14mm with spring, 25kg load
External Lights	Axa front (30 lux) and rear LED, controlled by display and twilight sensor

Motor	AM80 Agile CAN, 36V 250W
Max Torque	80 Nm
Sensor Type	Torque
Battery	Phyllion Li-Ion 36V, 418Wh, on frame, with Smart BMS CAN
Charger Type	2 A Europlug
Charge Time	100%: 6h:30m / 80%: 4h40m
Max Assisted Speed	25 km/h
Display	Atala A10 LCD Smart CAN, with remote control
Power	5 levels, Power adjust level1: 50% level2: 100% level3: 150% level4: 200% level5: 250%
Other Functions	Walking assistance External light control Speed information Battery information

Blue Navy/Pastel Gray Matt	
49	0115300000

Price €1.769



Atala

CLEVER 8.1 LADY

AM80 agile

AM80 AGILE CAN

504WH

A10 LCD REMOTE

700C

9 S



FRAME	Alu. Hydroformed 700c, integrated battery, internal cables
FORK	Suntour NEX E25 HLO 700c, alu with alu crown, 50mm, with hydraulic lockout
HEADSET	FSA integrated 1"1/8
CRANKSET	AM80 alu 170mm, FSA 38T
REAR DERAILLEUR	Shimano Alivio RD-M3100
SHIFTERS LEVERS	Shimano Alivio SL-M3100, 9s
BRAKES	Shimano BR-MT200 hydraulic disc, Rotor 180 mm CL
CASSETTE	Shimano HG200 9s 11-36
PEDALS	Alu TKK
HUB	Shimano TX505 32h, CL, quick release
RIMS	Rodi 700c, double wall w/eylets, 32h, disc
STEM	Byte alu over, ahead, adjustable
HANDLEBAR	Byte alu over
SEATPOST	Byte suspended 40mm, 27,2mm
SADDLE	Selle Royal Lancia
TYRES	Schwalbe Road Cruiser 700x47c, with reflecting line, puncture proof
MUDGUARDS	Single stay speedy
CHAINCOVER	Plastic, L type
CARRIERS	Rear alu 14mm with spring, 25kg load
EXTERNAL LIGHTS	Axa front (30 lux) and rear LED, controlled by display and twilight sensor

MOTOR	AM80 Agile CAN, 36V 250W
MAX TORQUE	80 Nm
SENSOR TYPE	Torque
BATTERY	Phylion Li-Ion 36V, 504Wh, on frame, Samsung cells with Smart BMS CAN
CHARGER TYPE	2A Europlug
CHARGE TIME	100%: 7:30h / 80%: 5h40m
MAX ASSISTED SPEED	25 km/h
DISPLAY	Atala A10 LCD Smart CAN, with remote control
POWER	5 levels, Power adjust level1: 50% level2: 100% level3: 150% level4: 200% level5: 250%
OTHER FUNCTIONS	Soft start: 0-6km/h, with no pedaling External light control, Speed info, Battery info

WHITE/ANTHRACITE	
45 cm	0115299100
NOTE	kickstand Ursus adjustable rear, bell, keyring

Price €1.889**WEIGHT** Kg 28,3

E TREKKING



Atala

CLEVER 7.2 MAN

AM80 agile

AM80 AGILE CAN

418WH

A10 LCD REMOTE

700C

8 S



FRAME	Alu. Hydroformed 700c, integrated battery, internal cables
FORK	Suntour NEX 700c, alu with alu crown, 50mm
HEADSET	FSA integrated 1"1/8
CRANKSET	AM80 alu 170mm, FSA 38T
REAR DERAILLEUR	Shimano Acera RD-M360
SHIFTERS LEVERS	Shimano SL-M315 PushPull, 8s
BRAKES	Shimano BR-MT200 hydraulic disc, Rotor 180 mm CL
CASSETTE	Shimano HG200 8s 12-32
PEDALS	Resin antislip
HUB	Shimano TX505 32h, CL, quick release
RIMS	Rodi 700c, double wall w/eylets, 32h, disc
STEM	Byte alu over, ahead, adjustable
HANDLEBAR	Byte alu over
SEATPOST	Byte suspended 40mm, 27,2mm
SADDLE	Selle Royal Lancia
TYRES	Byte Trento 700x45c, with reflecting line
MUDGUARDS	Single stay speedy
CHAINCOVER	Plastic, L type
CARRIERS	Rear alu 14mm with spring, 25kg load
EXTERNAL LIGHTS	Axa front (15 lux) and rear LED, controlled by display and twilight sensor

MOTOR	AM80 Agile CAN, 36V 250W
MAX TORQUE	80 Nm
SENSOR TYPE	Torque
BATTERY	Phylion Li-Ion 36V, 418Wh, on frame, with Smart BMS CAN
CHARGER TYPE	2A Europlug
CHARGE TIME	100%: 6:30h / 80%: 4h40m
MAX ASSISTED SPEED	25 km/h
DISPLAY	Atala A10 LCD Smart CAN, with remote control
POWER	5 levels, Power adjust level1: 50% level2: 100% level3: 150% level4: 200% level5: 250%
OTHER FUNCTIONS	Walking assistance External light control, Speed info, Battery info

WHITE/ANTHRACITE	
49 cm	0115309200
54 cm	0115309250
NOTE	kickstand Ursus adjustable rear, bell, keyring

Price €1.729**WEIGHT** Kg 28,3

Atala

CLEVER 7.2 LADY

AM80 agile

AM80 AGILE CAN

418WH

A10 LCD REMOTE

700C

8 S



FRAME	Alu. Hydroformed 700c, integrated battery, internal cables
FORK	Suntour NEX 700c, alu with alu crown, 50mm
HEADSET	FSA integrated 1"1/8
CRANKSET	AM80 alu 170mm, FSA 38T
REAR DERAILLEUR	Shimano Acera RD-M360
SHIFTERS LEVERS	Shimano SL-M315 PushPull, 8s
BRAKES	Shimano BR-MT200 hydraulic disc, Rotor 180 mm CL
CASSETTE	Shimano HG200 8s 12-32
PEDALS	Resin antislip
HUB	Shimano TX505 32h, CL, quick release
RIMS	Rodi 700c, double wall w/eylets, 32h, disc
STEM	Byte alu over, ahead, adjustable
HANDLEBAR	Byte alu over
SEATPOST	Byte suspended 40mm, 27,2mm
SADDLE	Selle Royal Lancia
TYRES	Byte Trento 700x45c, with reflecting line
MUDGUARDS	Single stay speedy
CHAINCOVER	Plastic, L type
CARRIERS	Rear alu 14mm with spring, 25kg load
EXTERNAL LIGHTS	Axa front (15 lux) and rear LED, controlled by display and twilight sensor

MOTOR	AM80 Agile CAN, 36V 250W
MAX TORQUE	80 Nm
SENSOR TYPE	Torque
BATTERY	Phylion Li-Ion 36V, 418Wh, on frame, with Smart BMS CAN
CHARGER TYPE	2A Europlug
CHARGE TIME	100%: 6:30h / 80%: 4h40m
MAX ASSISTED SPEED	25 km/h
DISPLAY	Atala A10 LCD Smart CAN, with remote control
POWER	5 levels, Power adjust level1: 50% level2: 100% level3: 150% level4: 200% level5: 250%
OTHER FUNCTIONS	Walking assistance External light control, Speed info, Battery info

ANTHRACITE/NEON RED MATT	
45 cm	0115309300
49 cm	0115309350
NOTE	kickstand Ursus adjustable rear, bell, keyring

Price €1.729

WEIGHT Kg 28,3

E TREKKING



Atala

CLEVER 6.2 MAN

AM80 agile

AM80 AGILE CAN

418WH

A15 LED

700C

7 S



FRAME	Alu. Hydroformed 700c, integrated battery, internal cables
FORK	Suntour NEX 700c, alu with alu crown, 50mm
HEADSET	FSA integrated 1"1/8
CRANKSET	AM80 alu 170mm, Miche 38T
REAR DERAILLEUR	Shimano Altus RD-M310
SHIFTERS LEVERS	Shimano SL-M315 PushPull, 7s
BRAKES	Shimano BR-MT200 hydraulic disc, Rotor 160 mm CL
CASSETTE	Shimano HG200 7s 12-32
PEDALS	Resin antislip
HUB	Shimano TX505 32h, CL, quick release
RIMS	Rodi 700c, double wall w/eylets, 32h, disc
STEM	Byte alu, ahead, adjustable
HANDLEBAR	Byte steel TKK
SEATPOST	Byte alu with clamp, 27,2mm
SADDLE	Selle Royal Lancia
TYRES	Byte Trento 700x45c, with reflecting line
MUDGUARDS	Single stay speedy
CHAINCOVER	Plastic, L type
CARRIERS	Rear alu 14mm with spring, 25kg load
EXTERNAL LIGHTS	Axa front (15 lux) and rear LED, controlled by display

MOTOR	AM80 Agile CAN, 36V 250W	
MAX TORQUE	80 Nm	
SENSOR TYPE	Torque	
BATTERY	Phylion Li-Ion 36V, 418Wh, on frame, with Smart BMS CAN	
CHARGER TYPE	2A Europlug	
CHARGE TIME	100%: 6:30h / 80%: 4h40m	
MAX ASSISTED SPEED	25 km/h	
DISPLAY	Atala A15 LED CAN, Power +/-	
POWER	5 levels, Power adjust	level1: 50%
		level2: 100%
		level3: 150%
		level4: 200%
		level5: 250%
OTHER FUNCTIONS	Walking assistance External light control	

ANTHRACITE/NEON RED MATT	
49 cm	0115309400
NOTE	kickstand Ursus adjustable rear, keyring

Price €1.575

WEIGHT Kg 28



Atala

CLEVER 6.2 LADY

AM80 agile

AM80 AGILE CAN

418WH

A15 LED

700C

7 S



FRAME	Alu. Hydroformed 700c, integrated battery, internal cables
FORK	Suntour NEX 700c, alu with alu crown, 50mm
HEADSET	FSA integrated 1"1/8
CRANKSET	AM80 alu 170mm, Miche 38T
REAR DERAILLEUR	Shimano Altus RD-M310
SHIFTERS LEVERS	Shimano SL-M315 PushPull, 7s
BRAKES	Shimano BR-MT200 hydraulic disc, Rotor 160 mm CL
CASSETTE	Shimano HG200 7s 12-32
PEDALS	Resin antislip
HUB	Shimano TX505 32h, CL, quick release
RIMS	Rodi 700c, double wall w/eylets, 32h, disc
STEM	Byte alu, ahead, adjustable
HANDLEBAR	Byte steel TKK
SEATPOST	Byte alu with clamp, 27,2mm
SADDLE	Selle Royal Lancia
TYRES	Byte Trento 700x45c, with reflecting line
MUDGUARDS	Single stay speedy
CHAINCOVER	Plastic, L type
CARRIERS	Rear alu 14mm with spring, 25kg load
EXTERNAL LIGHTS	Axa front (15 lux) and rear LED, controlled by display

MOTOR	AM80 Agile CAN, 36V 250W
MAX TORQUE	80 Nm
SENSOR TYPE	Torque
BATTERY	Phylion Li-Ion 36V, 418Wh, on frame, with Smart BMS CAN
CHARGER TYPE	2A Europlug
CHARGE TIME	100%: 6:30h / 80%: 4h40m
MAX ASSISTED SPEED	25 km/h
DISPLAY	Atala A15 LED CAN, Power +/-
POWER	5 levels, Power adjust level1: 50% level2: 100% level3: 150% level4: 200% level5: 250%
OTHER FUNCTIONS	Walking assistance External light control

BLUE NAVY/PASTEL GRAY MATT	
45 cm	0115309500
NOTE	kickstand Ursus adjustable rear, keyring

Price €1.575

WEIGHT Kg 28



Frame	Alu. Hydroformed 700c, integrated battery, internal cables
Fork	HL CH-187 700c, alu with alu crown, 65mm
Headset	FSA integrated ahead 1"1/8
Crankset	Alu 170mm, Miche 38T
Rear Derailleur	Shimano Tourney RD-TY500
Shifters Levers	Shimano SL-M315 PushPull, 7s
Brakes	Shimano BR-MT200 hydraulic disc, Rotor 160 mm CL
Cassette	Shimano HG200 7s 12-32
Pedals	Resin antislip
Hubs	Shimano TX505 32h, CL, quick release
Rims	Rodi 700c, double wall w/eylets, 32h, disc
Stem	Byte alu, ahead, adjustable
Handlebar	Byte alu TTK, 630mm, rise 30mm
Grips	Herrmans ergonomic dual density
Seatpost	Byte alu with clamp, 27,2mm
Saddle	Selle Royal Shadow
Tyres	Byte Trento 700x45c, with reflecting line
Mudguards	Single stay speedy, edge
Chaincover	L type, edge
Carriers	Rear steel 10mm with spring, no bracket, 25kg load
External Lights	Axa front (15 lux) and rear LED, controlled by display

Motor	AM80 Easy UART, 36V 250W
Max Torque	70 Nm
Sensor System	Torque
Battery	Phylion Li-Ion 36V, 374Wh, on frame, with Smart BMS UART
Charger Type	2 A Europlug
Charge time	
Velocità Max Assistita	25 km/h
Display	Atala A19 Digit LED UART
Power	5 levels, Power adjust level1: 50% level2: 100% level3: 150% level4: 200% level5: 250%
Other Function	Walking assistance External light control Speed information

Man: Anthracite Matt

49

0115311100

Price €1.599

Kg 24,5





Frame	Alu. Hydroformed 700c, integrated battery, internal cables
Fork	HL CH-187 700c, alu with alu crown, 65mm
Headset	FSA integrated ahead 1"1/8
Crankset	Alu 170mm, Miche 38T
Rear Derailleur	Shimano Tourney RD-TY500
Shifters Levers	Shimano SL-M315 PushPull, 7s
Brakes	Shimano BR-MT200 hydraulic disc, Rotor 160 mm CL
Cassette	Shimano HG200 7s 12-32
Pedals	Resin antislip
Hubs	Shimano TX505 32h, CL, quick release
Rims	Rodi 700c, double wall w/eylets, 32h, disc
Stem	Byte alu, ahead, adjustable
Handlebar	Byte alu TTK, 630mm, rise 30mm
Grips	Herrmans ergonomic dual density
Seatpost	Byte alu with clamp, 27,2mm
Saddle	Selle Royal Shadow
Tyres	Byte Trento 700x45c, with reflecting line
Mudguards	Single stay speedy, edge
Chaincover	L type, edge
Carriers	Rear steel 10mm with spring, no bracket, 25kg load
External Lights	Axa front (15 lux) and rear LED, controlled by display

Motor	AM80 Easy UART, 36V 250W
Max Torque	70 Nm
Sensor System	Torque
Battery	Phylion Li-Ion 36V, 374Wh, on frame, with Smart BMS UART
Charger Type	2 A Europlug
Charge time	
Velocità Max Assistita	25 km/h
Display	Atala A19 Digit LED UART
Power	5 levels, Power adjust level1: 50% level2: 100% level3: 150% level4: 200% level5: 250%
Other Function	Walking assistance External light control Speed information

Lady: Ultralight Matt

45 | 0115311200

Price €1.599

Kg 24,5



E-URBAN

Spostarsi velocemente in città è sempre più difficile: strade intasate, metro affollatissime, treni in ritardo fanno ormai parte del passato.

L'eBike ti permette questo e molto altro, diventando parte integrante della mobilità urbana.

Moving quickly in the city is more and more difficult: congested streets, stuffy subways, train delays.

Not any more. The eBike makes commuting easier, becoming an essential part of urban mobility.





Frame	Alu 700C, hydroformed, easy access, integrated battery, custom tubing, Internal routing, Forged interface
Fork	Zoom 187D AMS, Travel 65 mm, Coil, Lockout
Headset	Acros AZF-585, 1,5", Internal routing
Crankset	Miranda, 38T
Rear Derailleur	Shimano Alivio RD-M3100 SGS, Shadow
Shifters Levers	Shimano Altus SL-M2010 Rapidfire, 9s
Brakes	Shimano BR-MT200, Rotor SM-RT10 180 mm/180 mm
Cassette	Shimano CS-HG200 9s 11/36
Pedals	Alu TKK
Front Hub	Shimano TX505, CL, 32h
Rear Hub	Shimano TX505, CL, HG, 32h
Rims	RADIALE E25, eBike Ready, Tubeless Ready, 622x25c
Stem	Satori Python, 31,8 mm, Adjustable, Internal routing
Handlebar	Satori Noirette City, 630 mm
Seatpost	Satori Harmony, Suspended, 31,6 mm
Saddle	Atala Memory Foam City
Tyres	Schwalbe Energizer Active Plus, Punctureguard, TwinSkin, 700x50C

Motor	Performance 36 V, 250 W
Max Torque	65 Nm
Sensor Type	Torque
Battery	Powertube 500 Horizontal, frametype, weight 2,8 kg
Charger Type	2 A
Charge Time	Up to 7,5 hours
Max Assisted Speed	25 km/h
Display	Intuvia
Power	Eco: 55 % Tour: 120 % Sport: 200 % Turbo: 300 %

White/Anthracite	
47	0115308700
50	0115308710

Price €2.849



Atala

B-EASY A7.1



ACTIVE PLUS CRUISE

POWERPACK 400

PURION

700C

9 S



FRAME	Alu 700C, hydroformed, easy access, internal, powerpack, custom tubing, Internal routing, Forged interface
FORK	Suntour NEX, 63 mm, Coil
HEADSET	Acros AZF-585, 1,5", Internal routing
CRANKSET	Miranda, 38T
REAR DERAILLEUR	Shimano Altus RD-M2000 SGS, Shadow
SHIFTERS LEVERS	Shimano Altus SL-M2010 Rapidfire, 9s
BRAKES	Shimano BR-MT200, Rotor SM-RT10 180 mm/180 mm
CASSETTE	Shimano CS-HG200 9s 11/36
PEDALS	Alu TKK
FRONT HUB	Shimano TX505, CL, 32h
REAR HUB	Shimano TX505, CL, HG, 32h
RIMS	Radiale L25V, 25x622, eBike ready
STEM	Satori Python, 31,8 mm, Adjustable, Internal routing
HANDLEBAR	Satori Noirette City, 630 mm
SEATPOST	Alu, 31,6 mm
SADDLE	Atala Memory Foam City
TYRES	Schwalbe Energizer Active Plus, Punctureguard, TwinSkin, 700x50C

MOTOR	Active Plus 36 V, 250 W
MAX TORQUE	50 Nm
SENSOR TYPE	Torque
BATTERY	Powerpack 400, frametype, weight 2,5 kg
CHARGER TYPE	2 A
CHARGE TIME	Up to 6,5 hours
MAX ASSISTED SPEED	25 km/h
DISPLAY	PURION
POWER	Eco: 40 % Tour: 100 % Sport: 180 % Turbo: 270 %

BLACK/GREY MATT

45 cm	0115297900
50 cm	0115297910
53 cm	0115297920

Price €2.309

WEIGHT Kg 26



Atala

B-EASY A6.1



ACTIVE PLUS CRUISE

POWERPACK 400

PURION

700C

9 S



FRAME	Alu 700C, hydroformed, easy access, custom tubing, Internal routing, Forged interface
FORK	Suntour NEX, 63 mm, Coil
HEADSET	Acros AZF-585, 1,5", Internal routing
CRANKSET	Miranda, 38T
REAR DERAILLEUR	Shimano Altus RD-M2000 SGS, Shadow
SHIFTERS LEVERS	Shimano Altus SL-M2010 Rapidfire, 9s
BRAKES	Shimano BR-MT200, Rotor SM-RT10 180 mm/180 mm
CASSETTE	Shimano CS-HG200 9s 11/36
PEDALS	Alu TKK
FRONT HUB	Shimano TX505, CL, 32h
REAR HUB	Shimano TX505, CL, HG, 32h
RIMS	Radiale L25V, 25x622, eBike ready
STEM	Satori Python, 31,8 mm, Adjustable, Internal routing
HANDLEBAR	Satori Noirette City, 630 mm
SEATPOST	Alu, 30,9 mm
SADDLE	Atala Memory Foam City
TYRES	Schwalbe Energizer Active Plus, Punctureguard, TwinSkin, 700x50C

MOTOR	Active Plus 36 V, 250 W
MAX TORQUE	50 Nm
SENSOR TYPE	Torque
BATTERY	Powerpack 400, frametype, weight 2,5 kg
CHARGER TYPE	2 A
CHARGE TIME	Up to 6,5 hours
MAX ASSISTED SPEED	25 km/h
DISPLAY	PURION
POWER	Eco: 40 % Tour: 100 % Sport: 180 % Turbo: 270 %

WHITE/DARK RED

47 cm	0115298000
50 cm	0115298010
53 cm	0115298020

Price €2.099

WEIGHT Kg 26





Frame	Alu 700C, hydroformed, easy access, custom tubing, Internal routing, Forged interface
Fork	Zoom 187D AMS, Travel 65 mm, Coil
Headset	Acros AZF-585, 1,5", internal routing
Crankset	Miranda, 38T
Rear Derailleur	Shimano RD-TY500D
Shifters Levers	Shimano Tourney SL-RS36, Revoshift, 7s
Brakes	Shimano BR-MT200, Rotor SM-RT10 180 mm/180 mm
Cassette	Shimano CS-HG200 7s 12/32
Pedals	Alu TTK
Front Hub	Shimano TX505, CL, HG 7, 32h
Rear Hub	Shimano TX505, CL, HG, 32h
Rims	RADIALE E25, eBike Ready, Tubeless Ready, 622x25c
Stem	Alu, ahead, adjustable, 31,8 mm
Handlebar	Alu City, 640 mm
Seatpost	Alu 30,9 mm
Saddle	Selle Royal Wave RVS
Tyres	Schwalbe Energizer Active Plus, Punctureguard, TwinSkin, 700x50C

Motor	Bosch Active 36V, 250 W
Max Torque	40 Nm
Sensor Type	Torque
Battery	Powerpack 300, frametype, weight 2 kg
Charger Type	2 A
Charge Time	Up to 5 hours
Max Assisted Speed	25 km/h
Display	Purion
Power	Eco: 40 % Tour: 100 % Sport: 170 % Turbo: 250 %

Black/Anthracite Matt

47 0115309100

Price €1.889

Weight kg 24.2



Atala

CULT 8.1 28"

AM80 agile

AM80 AGILE CAN

504WH

A10 LCD REMOTE

700C

8 S



FRAME	Alu. Hydroformed 700c, easy access, integrated battery, internal cables
FORK	Suntour NEX 700c, alu with alu crown, 50mm
HEADSET	FSA integrated 1"1/8
CRANKSET	AM80 alu 170mm, FSA 38T
REAR DERAILLEUR	Shimano Acera RD-M360
SHIFTERS LEVERS	Shimano Tourney SL-RS45 RevoShift, 8s
BRAKES	Shimano BR-MT200 hydraulic disc, Rotor 180 mm CL
CASSETTE	Shimano HG200 8s 12-32
PEDALS	Alu TKK
HUB	Shimano TX505 32h, CL, quick release
RIMS	Rodi 700c, double wall w/eylets, 32h, disc
STEM	Byte alu over, ahead, adjustable
HANDLEBAR	Byte alu over
SEATPOST	Byte suspended 40mm, 27,2mm
SADDLE	Selle Royal Aurorae w/elastomer
TYRES	Schwalbe Road Cruiser 700x47c, with reflecting line, puncture proof
MUDGUARDS	Single stay speedy
CHAINCOVER	Plastic, L type
CARRIERS	Rear alu 14mm with spring, 25kg load
EXTERNAL LIGHTS	Axa front (30 lux) and rear LED, controlled by display and twilight sensor

MOTOR	AM80 Agile CAN, 36V 250W
MAX TORQUE	80 Nm
SENSOR TYPE	Torque
BATTERY	Phylion Li-Ion 36V, 504Wh, on frame, Samsung cells with Smart BMS CAN
CHARGER TYPE	2A Europlug
CHARGE TIME	100%: 7:30h / 80%: 5h40m
MAX ASSISTED SPEED	25 km/h
DISPLAY	Atala A10 LCD Smart CAN, with remote control
POWER	5 levels, Power adjust level1: 50% level2: 100% level3: 150% level4: 200% level5: 250%
OTHER FUNCTIONS	Soft start: 0-6km/h, with no pedaling External light control, Speed info, Battery info

ANTHRACITE/ORANGE MATT	
45 cm	0115299600
NOTE	kickstand Ursus adjustable rear, keyring

Price €1.889

WEIGHT Kg 26,7



Atala

CULT 7.2 28"

AM80 agile

AM80 AGILE CAN

418WH

A10 LCD REMOTE

700C

7 S



FRAME	Alu. Hydroformed 700c, easy access, integrated battery, internal cables
FORK	Suntour NEX 700c, alu with alu crown, 50mm
HEADSET	FSA integrated 1"1/8
CRANKSET	AM80 alu 170mm, Miche 38T
REAR DERAILLEUR	Shimano Altus RD-M310
SHIFTERS LEVERS	Shimano Tourney SL-RS35 RevoShift, 7s
BRAKES	Shimano BR-MT200 hydraulic disc, Rotor 160 mm CL
CASSETTE	Shimano HG200 7s 12-32
PEDALS	Resin antislip
HUB	Shimano TX505 32h, CL, quick release
RIMS	Rodi 700c, double wall w/eylets, 32h, disc
STEM	Byte alu over, ahead, adjustable
HANDLEBAR	Byte alu over
SEATPOST	Byte alu with clamp, 27,2mm
SADDLE	Selle Royal Aurorae w/elastomer
TYRES	Byte Trento 700x45c, with reflecting line
MUDGUARDS	Single stay speedy
CHAINCOVER	Plastic, L type
CARRIERS	Rear alu 14mm with spring, 25kg load
EXTERNAL LIGHTS	Axa front (15 lux) and rear LED, controlled by display and twilight sensor

MOTOR	AM80 Agile CAN, 36V 250W
MAX TORQUE	80 Nm
SENSOR TYPE	Torque
BATTERY	Phylion Li-Ion 36V, 418Wh, on frame, with Smart BMS CAN
CHARGER TYPE	2A Europlug
CHARGE TIME	100%: 6:30h / 80%: 4h40m
MAX ASSISTED SPEED	25 km/h
DISPLAY	Atala A10 LCD Smart CAN, with remote control
POWER	5 levels, Power adjust level1: 50% level2: 100% level3: 150% level4: 200% level5: 250%
OTHER FUNCTIONS	Walking assistance External light control, Speed info, Battery info

PASTEL GRAY/BLUE NAVY MATT	
45 cm	0115309700
NOTE	kickstand Ursus adjustable rear, bell, keyring

Price €1.729

WEIGHT Kg 26,7



Atala

CULT 7.2 26"

AM80 agile

AM80 AGILE CAN

418WH

A10 LCD REMOTE

26"

7 S



FRAME	Alu. Hydroformed 26", easy access, integrated battery, internal cables
FORK	Suntour NEX 26", alu with alu crown, 50mm
HEADSET	FSA integrated 1"1/8
CRANKSET	AM80 alu 170mm, Miche 38T
REAR DERAILLEUR	Shimano Altus RD-M310
SHIFTERS LEVERS	Shimano Tourney SL-RS35 RevoShift, 7s
BRAKES	Shimano BR-MT200 hydraulic disc, Rotor 160 mm CL
CASSETTE	Shimano HG200 7s 12-32
PEDALS	Resin antislip
HUB	Shimano TX505 32h, CL, quick release
RIMS	Rodi 26", double wall w/eylets, 32h, disc
STEM	Byte alu over, ahead, adjustable
HANDLEBAR	Byte alu over
SEATPOST	Byte alu with clamp, 27,2mm
SADDLE	Selle Royal Aurorae w/elastomer
TYRES	Byte Garda 26"x1,75", with reflecting line
MUDGUARDS	Single stay speedy
CHAINCOVER	Plastic, L type
CARRIERS	Rear alu 14mm with spring, 25kg load
EXTERNAL LIGHTS	Axa front (15 lux) and rear LED, controlled by display and twilight sensor

MOTOR	AM80 Agile CAN, 36V 250W
MAX TORQUE	80 Nm
SENSOR TYPE	Torque
BATTERY	Phylion Li-Ion 36V, 418Wh, on frame, with Smart BMS CAN
CHARGER TYPE	2A Europlug
CHARGE TIME	100%: 6:30h / 80%: 4h40m
MAX ASSISTED SPEED	25 km/h
DISPLAY	Atala A10 LCD Smart CAN, with remote control
POWER	5 levels, Power adjust level1: 50% level2: 100% level3: 150% level4: 200% level5: 250%
OTHER FUNCTIONS	Walking assistance External light control, Speed info, Battery info

PASTEL GRAY/BLUE NAVY MATT	
45 cm	0115309800
NOTE	kickstand Ursus adjustable rear, bell, keyring

Price €1.729

WEIGHT Kg 26,8



Atala

CULT 6.2 26"

AM80 agile

AM80 AGILE CAN

418WH

A15 LED

26"

7 S



FRAME	Alu. Hydroformed 26", easy access, integrated battery, internal cables
FORK	Suntour NEX 26", alu with alu crown, 63mm
HEADSET	FSA integrated 1"1/8
CRANKSET	AM80 alu 170mm, Miche 38T
REAR DERAILLEUR	Shimano Tourney RD-TY500
SHIFTERS LEVERS	Shimano Tourney SL-RS35 RevoShift, 7s
BRAKES	Promax alu, V-Brake, levers 3 fingers
CASSETTE	Shimano HG200 7s 12-32
PEDALS	Resin antislip
HUB	Shimano TX500 36h, quick release
RIMS	Beretta 26", double wall w/eylets, 36h
STEM	Byte alu, ahead, adjustable
HANDLEBAR	Byte steel City
SEATPOST	Byte alu with clamp, 27,2mm
SADDLE	Selle Royal Wave
TYRES	Byte Garda 26"x1,75", with reflecting line
MUDGUARDS	Single stay speedy
CHAINCOVER	Plastic, L type
CARRIERS	Rear steel 10mm with spring, 25kg load
EXTERNAL LIGHTS	Axa front (15 lux) and rear LED, controlled by display

MOTOR	AM80 Agile CAN, 36V 250W	
MAX TORQUE	80 Nm	
SENSOR TYPE	Torque	
BATTERY	Phylion Li-Ion 36V, 418Wh, on frame, with Smart BMS CAN	
CHARGER TYPE	2A Europlug	
CHARGE TIME	100%: 6:30h / 80%: 4h40m	
MAX ASSISTED SPEED	25 km/h	
DISPLAY	Atala A15 LED CAN, Power +/-	
POWER	5 levels, Power adjust	level1: 50%
	level2: 100%	level3: 150%
	level4: 200%	level5: 250%
OTHER FUNCTIONS	Walking assistance External light control	

WHITE/ANTHRACITE	
45 cm	0115309900
NOTE	kickstand Ursus adjustable rear, bell, keyring

Price €1.519

WEIGHT Kg 26,8





Frame	Alu. Hydroformed 26", easy access, integrated battery, internal cables
Fork	HL CH-187 26", alu with alu crown, 60mm
Headset	FSA integrated ahead 1"1/8
Crankset	Alu 170mm, Miche 38T
Rear Derailleur	Shimano Tourney RD-TY500
Shifters Levers	Shimano Tourney SL-RS35 RevoShift, 7s
Brakes	Shimano BR-MT200 hydraulic disc, Rotor 160 mm CL
Cassette	Shimano HG200 7s 12-32
Pedals	Resin antislip
Hubs	Shimano TX505 32h, CL, quick release
Rims	Rodi 26", double wall w/eylets, 32h, disc
Stem	Byte alu, ahead, adjustable
Handlebar	Byte steel City, 600mm, rise 60mm
Grips	Herrmans ergonomic dual density
Seatpost	Byte alu with clamp, 27,2mm
Saddle	Selle Royal Aurora
Tyres	Byte Garda 26"x1,75", with reflecting line
Mudguards	Single stay speedy, edge
Chaincover	L type, edge
Carriers	Rear steel 10mm with spring, no bracket, 25kg load
External Lights	Axa front (15 lux) and rear LED, controlled by display

Motor	AM80 Easy UART, 36V 250W
Max Torque	70 Nm
Sensor System	Torque
Battery	Phylon Li-Ion 36V, 374Wh, on frame, with Smart BMS UART
Charger Type	2 A Europlug
Charge time	
Velocità Max Assistita	25 km/h
Display	Atala A19 Digit LED UART
Power	5 levels, Power adjust level1: 50% level2: 100% level3: 150% level4: 200% level5: 250%
Other Function	Walking assistance External light control Speed information

White Glossy

45 0115311700

Price €1.599

Weight kg 23.6





Frame	Alu 26", easy access, integrated HT, disc brake, internal cables
Fork	HL CH-187 26", alu with alu crown, 60mm
Headset	FSA integrated ahead 1"1/8
Crankset	Alu 170mm, Miche 38T
Rear Derailleur	Shimano Tourney RD-TY500
Shifters Levers	Shimano Tourney SL-RS35 RevoShift, 7s
Brakes	Shimano BR-MT200 hydraulic disc, Rotor 160 mm CL
Cassette	Shimano HG200 7s 12-32
Pedals	Resin antislip
Hubs	Shimano TX505 32h, CL, quick release
Rims	Rodi 26", double wall w/eylets, 32h, disc
Stem	Byte alu, ahead, adjustable
Handlebar	Byte steel City, 600mm, rise 60mm
Grips	Herrmans ergonomic dual density
Seatpost	Byte alu with clamp, 27,2mm
Saddle	Selle Royal Wave
Tyres	Byte Garda 26"x1,75"
Mudguards	Single stay speedy
Chaincover	L type, edge
Carriers	Battery rear carrier with spring, 25kg - Front carrier by tube
External Lights	Axa front (15 lux) and rear LED on battery, controlled by display

Motor	AM80 Easy UART, 36V 250W
Max Torque	70 Nm
Sensor System	Torque
Battery	Phyllion Li-Ion 36V, 518Wh, under carrier, with Smart BMS UART, integrated rear light. 4,1 kg
Charger Type	2 A Europlug
Charge time	100%: 7h30m / 80%: 5h40m
Velocità Max Assistita	25 km/h
Display	Atala A19 Digit LED UART
Power	5 levels, Power adjust level1: 50% level2: 100% level3: 150% level4: 200% level5: 250%
Other Function	Walking assistance External light control Speed information

Anthracite Matt

45

0115311800

Price €1.549

Weight kg 26.6



Atala CALIFFO

AM80 agile

AM80 AGILE CAN

418WH

A15 LED

20"

7 S



FRAME	Alu. Hydroformed 20x4", easy access, integrated battery, integrated carrier, internal cables
FORK	HL CH-879 20" Fat, alu with alu crown, whit hydraulic lockout, 80mm
HEADSET	FSA integrated 1"1/8
CRANKSET	Alu 155mm, FSA 44T
REAR DERAILLEUR	Shimano Tourney RD-FT35
SHIFTERS LEVERS	Shimano Tourney SL-RS35 RevoShift, 7s
BRAKES	Shimano BR-MT200 hydraulic disc, Rotor 160 mm INT
PEDALS	Alu City
HUB	Alloy 36h, Disc INT, 135/170mm
RIMS	Alloy 20x4", double wall, 36h
STEM	Byte alu, ahead, adjustable
HANDLEBAR	Byte steel City, rise 120mm / Byte steel City, 690mm, rise 120mm
SEATPOST	Byte alu with clamp, 31,6mm
SADDLE	Comfort City
TYRES	Fat City 20"x4"
MUDGUARDS	Steel painted
CHAINCOVER	Plastic, L type
CARRIERS	Integrated with frame, w/alloy support plate, 25kg load
EXTERNAL LIGHTS	Front high lux and rear LED, controlled by display

MOTOR	AM80 Agile CAN, 36V 250W
MAX TORQUE	80 Nm
SENSOR TYPE	Torque
BATTERY	Phylion Li-Ion 36V, 418Wh, on frame, Samsung cells with Smart BMS CAN / Phylion Li-Ion 36V, 418Wh, on frame, with Smart BMS CAN
CHARGER TYPE	2A Europlug
CHARGE TIME	100%: 6.30h / 80%: 4h40m
MAX ASSISTED SPEED	25 km/h
DISPLAY	Atala A15 LED CAN, Power +/-
POWER	5 levels, Power adjust level1: 50% level2: 100% level3: 150% level4: 200% level5: 250%
OTHER FUNCTIONS	Soft start: 0 - 6km/h, with no pedaling External light control / walking assistance

BLUE MATT	
43 cm	0115314050
GREY MATT	
43 cm	0115289355
NOTE	kickstand Ursus adjust. rear, bell, wheel reflectors, keyring



Price €1.785

WEIGHT Kg 28



Atala CLUB

AM80 agile

AM80 AGILE CAN

313WH

A15 LED

20"

7 S



FRAME	Alu 20", foldable, with integrated battery
FORK	Hi-Ten Tig 26"
HEADSET	Integrated 1"1/8, threaded, with cap
CRANKSET	AM80 alu 152mm, FSA 44T
REAR DERAILLEUR	Shimano Tourney RD-TY500
SHIFTERS LEVERS	Shimano Tourney SL-RS35 RevoShift, 7s
BRAKES	Shimano BR-MT200 hydraulic disc, Rotor 160 mm CL
CASSETTE	Shimano HG200 7s 12-32
PEDALS	Resin foldable
FRONT HUB	Shimano TX505 32h, CL, quick release
RIMS	Rodi 20", double wall w/eylets, 32h, disc
STEM	Alu, foldable, adjustable
HANDLEBAR	Alu, 30mm rise
SEATPOST	Alu with clamp, 34,9mm, telescopic
SADDLE	Selle Royal Lancia
TYRES	Schwalbe Big Apple 20"x2,00", with reflecting line, puncture proof
MUDGUARDS	Single stay speedy
CHAINCOVER	Plastic, L type
CARRIERS	Alu rear carrier with spring
EXTERNAL LIGHTS	Axa front (15 lux) and rear LED, controlled by display

MOTOR	AM80 Agile CAN, 36V 250W	
MAX TORQUE	80 Nm	
SENSOR TYPE	Torque	
BATTERY	Li-Ion 36V, 313Wh, inside down tube, with BMS	
CHARGER TYPE	2 A	
CHARGE TIME	100%: 5h20m / 80%: 3h52m	
MAX ASSISTED SPEED	25 km/h	
DISPLAY	Atala A15 LED CAN, Power +/-	
POWER	5 levels, Power adjust	level1: 50%
		level2: 100%
		level3: 150%
		level4: 200%
		level5: 250%
OTHER FUNCTIONS	Walking assistance External light control	

ULTRALIGHT/NEON RED MATT	
33 cm	0115289320
NOTE	kickstand Ursus adjustable, bell Open size: L 163cm, H 117mm, W 59mm Folded size: L 82cm, H 78cm, W 48cm

Price €1.519

WEIGHT Kg 20,3





Frame	Alu. 700c, integrated battery, integrated HT, disc brake, internal cables
Fork	Suntour NEX 700c, alu with alu crown, 50mm
Headset	FSA integrated 1"1/8
Crankset	Byte alu 42T cartridge
Rear Derailleur	Shimano Altus RD-M310
Shifters Levers	Shimano SL-M315 PushPull, 8s
Brakes	Hydraulic disk, Rotor 160 mm, with brake lever switch
Freewheel	DNP 8s 13-28
Pedals	Resin antislip
Hub	Shimano quick release front, motor on rear, 36h, INT
Rims	Beretta 700c, double wall w/eylets, 36h, disc
Stem	Byte alu over, ahead, adjustable
Handlebar	Byte alu over TTK, 640mm, rise 25mm
Grips	Herrmans ergonomic dual density
Seatpost	Byte alu with clamp, 27,2mm
Saddle	Selle Royal Lancia
Tyres	Byte Trento 700x45c, with reflecting line
Mudguards	Single stay speedy
Chaincover	Plastic, L type
Carriers	Rear alu 14mm with spring, 25kg load
External Lights	Axa front (15 lux) and rear LED, controlled by display and twilight sensor

Motor	Ananda brushless 36V 250W, on rear hub
Max Torque	45 Nm
Sensor Type	Speed sensor w/12 pulses
Battery	Li-Ion 36V, 540Wh, inside the frame, Samsung cells with Smart BMS CAN
Charger Type	2 A Europlug
Charge Time	100%: 8h50 / 80%: 6h40m
Velocità Max Assistita	25 km/h
Display	Atala A10 LCD Smart CAN, with remote control
Power	5 levels, Speed/Torque adjust
Other Functions	Walking assistance External light control Speed information Battery information

Black/Ultralight Matt

49

0115314650

Price €1.499

Weight kg 27.8



Frame	Alu. 700c, integrated battery, integrated HT, disc brake, internal cables
Fork	Suntour NEX 700c, alu with alu crown, 50mm
Headset	FSA integrated 1"1/8
Crankset	Byte alu 42T cartridge
Rear Derailleur	Shimano Altus RD-M310
Shifters Levers	Shimano SL-M315 PushPull, 8s
Brakes	Hydraulic disk, Rotor 160 mm, with brake lever switch
Freewheel	DNP 8s 13-28
Pedals	Resin antislip
Hub	Shimano quick release front, motor on rear, 36h, INT
Rims	Beretta 700c, double wall w/eylets, 36h, disc
Stem	Byte alu over, ahead, adjustable
Handlebar	Byte alu over
Seatpost	Byte alu with clamp, 27,2mm
Saddle	Selle Royal Lancia
Tyres	Byte Trento 700x45c, with reflecting line
Mudguards	Single stay speedy
Chaincover	Plastic, L type
Carriers	Rear alu 14mm with spring, 25kg load
External Lights	Axa front (15 lux) and rear LED, controlled by display and twilight sensor

Motor	Ananda brushless 36V 250W, on rear hub
Max Torque	45 Nm
Sensor Type	Speed sensor w/12 pulses
Battery	Li-Ion 36V, 418Wh, inside the frame, Samsung cells with Smart BMS CAN
Charger Type	2 A Europlug
Charge Time	100%: 8h50 / 80%: 6h40m
Velocità Max Assistita	25 km/h
Display	Atala A10 LCD Smart CAN, with remote control
Power	5 levels, Speed/Torque adjust
Other Functions	Walking assistance External light control Speed information Battery information

Black/Ultralight Matt

49

0115300355

Price €1.379

Weight kg 27.8

Atala

E-SPIKE 8.1 LADY

ecologic

⚙️ 45NM

🔋 504WH

📺 A10 LCD REMOTE

🌀 700C

© 8 S



FRAME	Alu. 700c, integrated battery, integrated HT, disc brake, internal cables
FORK	Suntour NEX 700c, alu with alu crown, 50mm
HEADSET	FSA integrated 1"1/8
CRANKSET	Byte alu 42T cartridge
REAR DERAILLEUR	Shimano Altus RD-M310
SHIFTERS LEVERS	Shimano SL-M315 PushPull, 8s
BRAKES	Hydraulic disk, Rotor 160 mm, with brake lever switch
FREEWHEEL	DNP 8s 13-28
PEDALS	Resin antislip
HUB	Shimano quick release front, motor on rear, 36h, INT
RIMS	Beretta 700c, double wall w/eylets, 36h, disc
STEM	Byte alu over, ahead, adjustable
HANDLEBAR	Byte alu over
SEATPOST	Byte alu with clamp, 27,2mm
SADDLE	Selle Royal Lancia
TYRES	Byte Trento 700x45c, with reflecting line
MUDGUARDS	Single stay speedy
CHAINCOVER	Plastic, L type
CARRIERS	Rear alu 14mm with spring, 25kg load
EXTERNAL LIGHTS	Axa front (15 lux) and rear LED, controlled by display

MOTOR	Ananda brushless 36V 250W, on rear hub
MAX TORQUE	45 Nm
SENSOR TYPE	Speed sensor w/12 pulses
BATTERY	Li-Ion 36V, 504Wh, inside the frame, Samsung cells with Smart BMS CAN
CHARGER TYPE	2A Europlug
CHARGE TIME	100%: 8h16 / 80%: 6h16m
MAX ASSISTED SPEED	25km/h
DISPLAY	Atala A10 LCD Smart CAN, with remote control
POWER	5 levels, Speed/Torque adjust
OTHER FUNCTIONS	Soft start: 0-6km/h, with no pedaling External light control, Speed information Battery information

FLAT GRAY/BLUE NAVY MATT	
45 cm	0115300300
NOTE	kickstand Ursus adjustable, bell

Price €1.469**WEIGHT** Kg 27,8

Atala

E-SPIKE 7.1 MAN

ecologic

⚙️ 35NM

🔋 360WH

💡 A15 LED

🛞 700C

🕒 7 S



FRAME	Alu. 700c, integrated battery, integrated HT, disc brake, internal cables
FORK	Suntour NEX 700c, alu with alu crown, 50mm
HEADSET	FSA integrated 1"1/8
CRANKSET	Byte alu 42T cartridge
REAR DERAILLEUR	Shimano Tourney RD-TY500
SHIFTERS LEVERS	Shimano SL-M315 PushPull, 7s
BRAKES	Tektro Aries MD-M300, Mechanic disk, Rotor 160 mm, with brake lever switch
FREEWHEEL	Shimano Tourney 7s 14-28
PEDALS	Resin City
HUB	Shimano quick release front, motor on rear, 36h, INT
RIMS	Beretta 700c, double wall w/eylets, 36h, disc
STEM	Byte alu, adjustable
HANDLEBAR	Byte steel TKK
SEATPOST	Byte alu with clamp, 27,2mm
SADDLE	Selle Royal Wave
TYRES	Byte Trento 700x45c
MUDGUARDS	Single stay speedy
CHAINCOVER	Plastic, L type
CARRIERS	Rear steel 10mm with spring, 25kg load
EXTERNAL LIGHTS	Axa front (15 lux) and rear LED, controlled by display

MOTOR	Ananda brushless 36V 250W, on rear hub
MAX TORQUE	35 Nm
SENSOR TYPE	Speed sensor w/12 pulses
BATTERY	Li-Ion 36V, 360Wh, inside the frame, with BMS
CHARGER TYPE	2A Europlug
CHARGE TIME	100%: 6h4m / 80%: 4h27m
MAX ASSISTED SPEED	25 km/h
DISPLAY	Atala A15 LED UART, Power +/-
POWER	5 levels, Speed/Torque adjust
OTHER FUNCTIONS	Soft start: 0 - 6km/h, with no pedaling External light control

FLAT GRAY/BLUE NAVY MATT

49 cm	0115300450
NOTE	kickstand Ursus adjustable, bell, wheel reflectors

Price €1.155

WEIGHT Kg 28,3



Atala

E-SPIKE 7.1 LADY

ecologic

⚙️ 35NM

🔋 360WH

💡 A15 LED

🛞 700C

🕒 7S



FRAME	Alu. 700c, integrated battery, integrated HT, disc brake, internal cables
FORK	Suntour NEX 700c, alu with alu crown, 50mm
HEADSET	FSA integrated 1"1/8
CRANKSET	Byte alu 42T cartridge
REAR DERAILLEUR	Shimano Tourney RD-TY500
SHIFTERS LEVERS	Shimano SL-M315 PushPull, 7s
BRAKES	Tektro Aries MD-M300, Mechanic disk, Rotor 160 mm, with brake lever switch
FREEWHEEL	Shimano Tourney 7s 14-28
PEDALS	Resin City
HUB	Shimano quick release front, motor on rear, 36h, INT
RIMS	Beretta 700c, double wall w/eylets, 36h, disc
STEM	Byte alu, adjustable
HANDLEBAR	Byte steel TKK
SEATPOST	Byte alu with clamp, 27,2mm
SADDLE	Selle Royal Wave
TYRES	Byte Trento 700x45c
MUDGUARDS	Single stay speedy
CHAINCOVER	Plastic, L type
CARRIERS	Rear steel 10mm with spring, 25kg load
EXTERNAL LIGHTS	Axa front (15 lux) and rear LED, controlled by display

MOTOR	Ananda brushless 36V 250W, on rear hub
MAX TORQUE	35 Nm
SENSOR TYPE	Speed sensor w/12 pulses
BATTERY	Li-Ion 36V, 360Wh, inside the frame, with BMS
CHARGER TYPE	2A Europlug
CHARGE TIME	100%: 6h4m / 80%: 4h27m
MAX ASSISTED SPEED	25 km/h
DISPLAY	Atala A15 LED UART, Power +/-
POWER	5 levels, Speed/Torque adjust
OTHER FUNCTIONS	Soft start: 0 - 6km/h, with no pedaling External light control

BLACK/ULTRALIGHT MATT

45 cm	0115300400
NOTE	kickstand Ursus adjustable, bell, wheel reflectors

Price €1.155**WEIGHT** Kg 28,3



Frame	Alu. 700c, easy access, integrated battery, integrated HT, disc brake, internal cables
Fork	Suntour NEX 700c, alu with alu crown, 63mm
Headset	FSA integrated 1"1/8
Crankset	Byte alu 42T cartridge
Rear Derailleur	Shimano Altus RD-M310
Shifters Levers	Shimano Tourney SL-RS45 RevoShift, 8s
Brakes	Hydraulic disk, Rotor 160 mm, with brake lever switch
Freewheel	DNP 8s 13-28
Pedals	Resin antislip
Hub	Shimano quick release front, motor on rear, 36h, INT
Rims	Beretta 700c, double wall w/eylets, 36h, disc
Stem	Byte alu over, ahead, adjustable
Handlebar	Byte alu over TTK, 610mm, rise 25mm
Grips	Herrmans ergonomic dual density
Seatpost	Byte alu with clamp, 27,2mm
Saddle	Selle Royal Aurorae w/elastome
Tyres	Byte Trento 700x45c, with reflecting line
Mudguards	Single stay speedy
Chaincover	Plastic, L type
Carriers	Rear alu 14mm with spring, 25kg load
External Lights	Axa front (15 lux) and rear LED, controlled by display and twilight sensor

Motor	Ananda brushless 36V 250W, on rear hub
Max Torque	45 Nm
Sensor Type	Speed sensor w/12 pulses
Battery	Li-Ion 36V, 540Wh, inside the frame, Samsung cells with Smart BMS CAN
Charger Type	2 A Europlug
Charge Time	100%: 8h50 / 80%: 6h40m
Velocità Max Assistita	25 km/h
Display	Atala A10 LCD Smart CAN, with remote control
Power	5 levels, Speed/Torque adjust
Other Functions	Walking assistance External light control Speed information Battery information

Blue Navy/Flat Gray Matt	
45	0115314700

Price €1.469

Weight kg 26.7





Frame	Alu. 700c, easy access, integrated battery, integrated HT, disc brake, internal cables
Fork	Suntour NEX 700c, alu with alu crown, 50mm
Headset	FSA integrated 1"1/8
Crankset	Byte alu 42T cartridge
Rear Derailleur	Shimano Altus RD-M310
Shifters Levers	Shimano Tourney SL-RS45 RevoShift, 8s
Brakes	Tektro Aries MD-M300, Mechanic disk, Rotor 160 mm, with brake lever switch
Freewheel	DNP 8s 13-28
Pedals	Resin antislip
Hub	Shimano quick release front, motor on rear, 36h, INT
Rims	Beretta 700c, double wall w/eylets, 36h, disc
Stem	Byte alu over, ahead, adjustable
Handlebar	Byte alu over
Seatpost	Byte alu with clamp, 27,2mm
Saddle	Selle Royal Aurorae w/elastome
Tyres	Byte Trento 700x45c, with reflecting line
Mudguards	Single stay speedy
Chaincover	Plastic, L type
Carriers	Rear alu 14mm with spring, 25kg load
External Lights	Axa front (15 lux) and rear LED, controlled by display and twilight sensor

Motor	Ananda brushless 36V 250W, on rear hub
Max Torque	45 Nm
Sensor Type	Speed sensor w/12 pulses
Battery	Li-Ion 36V, 418Wh, inside the frame, Samsung cells with Smart BMS CAN
Charger Type	2 A Europlug
Charge Time	100%: 8h50 / 80%: 6h40m
Velocità Max Assistita	25 km/h
Display	Atala A10 LCD Smart CAN, with remote control
Power	5 levels, Speed/Torque adjust
Other Functions	Walking assistance External light control Speed information Battery information

Blue Navy/Flat Gray Matt	
45	0115300505

Price €1.379

Weight kg 26.7

Atala

E-SPACE 7.1 26"

ecologic

⚙️ 35NM

🔋 360WH

💡 A15 LED

🛞 26"

🔗 7S



FRAME	Alu. 26", easy access, integrated battery, integrated HT, disc brake, internal cables
FORK	Suntour NEX 26", alu with alu crown, 50mm
HEADSET	FSA integrated 1"1/8
CRANKSET	Byte steel 42T cartridge, with cap
REAR DERAILLEUR	Shimano Tourney RD-TY500
SHIFTERS LEVERS	Shimano Tourney SL-RS35 RevoShift, 7s
BRAKES	Tektro Aries MD-M300, Mechanic disk, Rotor 160 mm, with brake lever switch
FREEWHEEL	Shimano Tourney 7s 14-28
PEDALS	Resin City
HUB	Shimano quick release front, motor on rear, 36h, INT
RIMS	Beretta 26" alu, double wall w/eylets, 36h, disc
STEM	Byte alu, adjustable
HANDLEBAR	Byte steel City
SEATPOST	Byte alu with clamp, 27,2mm
SADDLE	Selle Royal Wave
TYRES	Byte Garda 26"x1,75"
MUDGUARDS	Single stay speedy
CHAINCOVER	Steel painted, L type
CARRIERS	Rear steel 10mm with spring, 25kg load
EXTERNAL LIGHTS	Axa front (15 lux) and rear LED, controlled by display

MOTOR	Ananda brushless 36V 250W, on rear hub
MAX TORQUE	35 Nm
SENSOR TYPE	Speed sensor w/12 pulses
BATTERY	Li-Ion 36V, 360Wh, inside the frame, with BMS
CHARGER TYPE	2A Europlug
CHARGE TIME	100%: 6h4m / 80%: 4h27m
MAX ASSISTED SPEED	25 km/h
DISPLAY	Atala A15 LED UART, Power +/-
POWER	5 levels, Speed/Torque adjust
OTHER FUNCTIONS	Soft start: 0 - 6km/h, with no pedaling External light control

ULTRALIGHT/BLACK	
45 cm	0115300600
NOTE	kickstand Ursus adjustable, bell, wheel reflectors

Price €1.155

WEIGHT Kg 26,9



Atala

E-RUN 8.1 HD MAN 500

ecologic

⚙️ 35NM

🔋 518WH

💡 A15 LED

🛞 700C

🕒 7 S



FRAME	Alu. 700c, integrated HT, disc brake, internal cables
FORK	HL CH-187 700c, alu with alu crown, 40mm
HEADSET	FSA integrated 1"1/8
CRANKSET	Byte alu 42T cartridge
REAR DERAILLEUR	Shimano Tourney RD-TY500
SHIFTERS LEVERS	Shimano SL-M315 PushPull, 7s
BRAKES	Hydraulic disk, Rotor 160 mm, with brake lever switch
FREEWHEEL	Shimano Tourney 7s 14-28
PEDALS	Resin antislip
HUB	Shimano quick release front, motor on rear, 36h, INT
RIMS	Beretta 700c, double wall w/eylets, 36h, disc
STEM	Byte alu, adjustable
HANDLEBAR	Byte steel TKK
SEATPOST	Byte alu with clamp, 27,2mm
SADDLE	Selle Royal Wave
TYRES	Byte Trento 700x45c
MUDGUARDS	Single stay speedy
CHAINCOVER	Plastic, L type
CARRIERS	Battery rear carrier with spring, 25kg
EXTERNAL LIGHTS	Axa front (15 lux) and rear LED on battery, controlled by display

MOTOR	Ananda brushless 36V 250W, on rear hub
MAX TORQUE	35 Nm
SENSOR TYPE	Speed sensor w/12 pulses
BATTERY	Phylion Li-Ion 36V, 518Wh, under carrier, with Smart BMS, integrated rear light
CHARGER TYPE	2A Europlug
CHARGE TIME	100%: 7h30m / 80%: 5h40m
MAX ASSISTED SPEED	25km/h
DISPLAY	Atala A15 LED UART, Power +/-
POWER	5 levels, Speed/Torque adjust
OTHER FUNCTIONS	Soft start: 0 - 6km/h, with no pedaling External light control

ULTRALIGHT/ANTHRACITE MATT	
49 cm	0115300700
NOTE	kickstand Ursus adjustable, bell, wheel reflectors

Price €1.259

WEIGHT Kg 28,5



Atala

E-RUN 8.1 HD LADY 500

ecologic

⚙️ 35NM

🔋 518WH

💡 A15 LED

🛞 26"

🌀 7 S



FRAME	Alu., easy access, integrated HT, disc brake, internal cables
FORK	HL CH-187 26", alu with alu crown, 40mm
HEADSET	FSA integrated 1"1/8
CRANKSET	Byte alu 42T cartridge
REAR DERAILLEUR	Shimano Tourney RD-TY500
SHIFTERS LEVERS	Shimano SL-M315 PushPull, 7s
BRAKES	Hydraulic disk, Rotor 160 mm, with brake lever switch
FREEWHEEL	Shimano Tourney 7s 14-28
PEDALS	Resin antislip
HUB	Shimano quick release front, motor on rear, 36h, INT
RIMS	Beretta 26", double wall w/eylets, 36h, disc
STEM	Byte alu, adjustable
HANDLEBAR	Byte steel City
SEATPOST	Byte alu with clamp, 27,2mm
SADDLE	Selle Royal Wave
TYRES	Byte Garda 26"x1,75"
MUDGUARDS	Single stay speedy
CHAINCOVER	Plastic, L type
CARRIERS	Battery rear carrier with spring, 25kg
EXTERNAL LIGHTS	Axa front (15 lux) and rear LED on battery, controlled by display

MOTOR	Ananda brushless 36V 250W, on rear hub
MAX TORQUE	35 Nm
SENSOR TYPE	Speed sensor w/12 pulses
BATTERY	Phylion Li-Ion 36V, 518Wh, under carrier, with Smart BMS, integrated rear light
CHARGER TYPE	2A Europlug
CHARGE TIME	100%: 7h30m / 80%: 5h40m
MAX ASSISTED SPEED	25km/h
DISPLAY	Atala A15 LED UART, Power +/-
POWER	5 levels, Speed/Torque adjust
OTHER FUNCTIONS	Soft start: 0 - 6km/h, with no pedaling External light control

BLACK/NEON GREEN MATT

45 cm	0115300800
NOTE	kickstand Ursus adjustable, bell, wheel reflectors

Price €1.259**WEIGHT** Kg 27,8

Atala

E-RUN 7.1 FS MAN 500

ecologic

⚙️ 35NM

🔋 518WH

💡 A15 LED

🛞 700C

🌀 7 S



FRAME	Alu. 700c, internal cables
FORK	HL CH-187 700c, alu with alu crown, 40mm
HEADSET	Steel 1"1/8, threaded, with cap
CRANKSET	Byte steel 42T cartridge, with cap
REAR DERAILLEUR	Shimano Tourney RD-TY300
SHIFTERS LEVERS	Shimano Tourney SL-RS35 RevoShift, 7s
BRAKES	Promax alu, V-Brake, with brake lever switch
FREEWHEEL	Shimano Tourney 7s 14-28
PEDALS	Resin City
HUB	Alu 36h, Shimano front, motor on rear
RIMS	Beretta 700c alu, double wall w/eylets, 36h
STEM	Byte alu, adjustable
HANDLEBAR	Byte steel TKK
SEATPOST	Byte alu with clamp, 27,2mm
SADDLE	Selle Royal Wave
TYRES	Byte Trento 700x45c
MUDGUARDS	Single stay speedy
CHAINCOVER	Steel painted, L type
CARRIERS	Battery rear carrier with spring, 25kg
EXTERNAL LIGHTS	Axa front (15 lux) and rear LED on battery, controlled by display

MOTOR	Ananda brushless 36V 250W, on rear hub
MAX TORQUE	35 Nm
SENSOR TYPE	Speed sensor w/12 pulses
BATTERY	Phylion Li-Ion 36V, 518Wh, under carrier, with Smart BMS, integrated rear light
CHARGER TYPE	2A Europlug
CHARGE TIME	100%: 7h30m / 80%: 5h40m
MAX ASSISTED SPEED	25km/h
DISPLAY	Atala A15 LED UART, Power +/-
POWER	5 levels, Speed/Torque adjust
OTHER FUNCTIONS	Soft start: 0 - 6km/h, with no pedaling External light control

BLACK/NEON RED MATT

49 cm	0115300900
NOTE	kickstand Ursus adjustable, bell, wheel reflectors

Price €1.155**WEIGHT** Kg 28,5



Frame	Alu. 26", easy access, internal cables
Fork	HL CH-187 26", alu with alu crown, 40mm
Headset	Steel 1"1/8, threaded, with cap
Crankset	Byte steel 42T cartridge, with cap
Rear Derailleur	Shimano Tourney RD-TY300
Shifters Levers	Shimano Tourney SL-RS35 RevoShift, 7s
Brakes	Promax alu, V-Brake, with brake lever switch
FreeWheel	Shimano Tourney 7s 14-28
Pedals	Resin city
Hub	Alu 36h, Shimano front, motor on rear
Rims	Beretta 26" alu, double wall w/eylets, 36h
Stem	Byte alu, adjustable
Handlebar	Byte steel City
Seatpost	Byte alu with clamp, 27,2mm
Saddle	Selle Royal Wave
Tyres	Byte Garda 26"x1,75"
Muguards	Single stay speedy
Chaincover	Steel painted, L type
Carriers	Battery rear carrier with spring, 25kg / front carrier
External Lights	Axa front (15 lux) and rear LED on battery, controlled by display

Motor	Ananda brushless 36V 250W, on rear hub
Max Torque	35 Nm
Sensor Type	Speed sensor w/12 pulses
Battery	Li-Ion 36V, 518Wh, under carrier, with Smart BMS, integrated rear light
Charger Type	2 A Europlug
Charge Time	100%: 7h30 / 80%: 5h40m
Max Assisted Speed	25 km/h
Display	Atala A15 LED UART, Power +/-
Power	5 levels, Speed/Torque adjust
Other Functions	Walking assistance External light control

Anthracite Silver/Black Matt
45 0115313400

Price €1.155

Atala

E-RUN 7.1 MAN 500

ecologic

⚙️ 35NM

🔋 518WH

💡 A15 LED

🛞 700C

🔌 7 S



FRAME	Alu. 700c, internal cables
FORK	Hi-Ten Tig 700c
HEADSET	Steel 1"1/8, threaded, with cap
CRANKSET	Byte steel 42T cartridge, with cap
REAR DERAILLEUR	Shimano Tourney RD-TY300
SHIFTERS LEVERS	Shimano Tourney SL-RS35 RevoShift, 7s
BRAKES	Promax alu, V-Brake, with brake lever switch
FREEWHEEL	Shimano Tourney 7s 14-28
PEDALS	Resin City
HUB	Alu 36h, Shimano front, motor on rear
RIMS	Beretta 700c, double wall w/eylets, 36h
STEM	Byte alu, adjustable
HANDLEBAR	Byte steel TKK
SEATPOST	Byte alu with clamp, 27,2mm
SADDLE	Selle Royal Wave
TYRES	Byte Trento 700x45c
MUDGUARDS	Single stay speedy
CHAINCOVER	Steel painted, L type
CARRIERS	Battery rear carrier with spring, 25kg
EXTERNAL LIGHTS	Axa front (15 lux) and rear LED on battery, controlled by display

MOTOR	Ananda brushless 36V 250W, on rear hub
MAX TORQUE	35 Nm
SENSOR TYPE	Speed sensor w/12 pulses
BATTERY	Phylion Li-Ion 36V, 518Wh, under carrier, with Smart BMS, integrated rear light
CHARGER TYPE	2A Europlug
CHARGE TIME	100%: 7h30m / 80%: 5h40m
MAX ASSISTED SPEED	25km/h
DISPLAY	Atala A15 LED UART, Power +/-
POWER	5 levels, Speed/Torque adjust
OTHER FUNCTIONS	Soft start: 0 - 6km/h, with no pedaling External light control

ANTHRACITE/NEON GREEN MATT

49 cm	0115301300
NOTE	kickstand Ursus adjustable, bell, wheel reflectors

Price €1.099**WEIGHT** Kg 28,4

Atala

E-RUN 7.1 LADY 28" 500

ecologic

⚙️ 35NM

🔋 518WH

💡 A15 LED

🔌 700C"

🔌 7 S



FRAME	Alu. 700c, internal cables
FORK	Hi-Ten Tig 700c
HEADSET	Steel 1"1/8, threaded, with cap
CRANKSET	Byte steel 42T cartridge, with cap
REAR DERAILLEUR	Shimano Tourney RD-TY300
SHIFTERS LEVERS	Shimano Tourney SL-RS35 RevoShift, 7s
BRAKES	Promax alu, V-Brake, with brake lever switch
FREEWHEEL	Shimano Tourney 7s 14-28
PEDALS	Resin City
HUB	Alu 36h, Shimano front, motor on rear
RIMS	Beretta 700c, double wall w/eylets, 36h
STEM	Byte alu, adjustable
HANDLEBAR	Byte steel TKK
SEATPOST	Byte alu with clamp, 27,2mm
SADDLE	Selle Royal Wave
TYRES	Byte Trento 700x45c
MUDGUARDS	Single stay speedy
CHAINCOVER	Steel painted, L type
CARRIERS	Battery rear carrier with spring, 25kg / front carrier
EXTERNAL LIGHTS	Axa front (15 lux) and rear LED on battery, controlled by display

MOTOR	Ananda brushless 36V 250W, on rear hub
MAX TORQUE	35 Nm
SENSOR TYPE	Speed sensor w/12 pulses
BATTERY	Phylion Li-Ion 36V, 518Wh, under carrier, with Smart BMS, integrated rear light
CHARGER TYPE	2A Europlug
CHARGE TIME	100%: 7h30m / 80%: 5h40m
MAX ASSISTED SPEED	25km/h
DISPLAY	Atala A15 LED UART, Power +/-
POWER	5 levels, Speed/Torque adjust
OTHER FUNCTIONS	Soft start: 0 - 6km/h, with no pedaling External light control

WHITE/RED	
45 cm	0115301500
NOTE	kickstand Ursus adjustable, bell, wheel reflectors

Price €1.099**WEIGHT** Kg 28,4

E URBAN



Atala

E-RUN 7.1 LADY 500

ecologic

⚙️ 35NM

🔋 518WH

🔦 A15 LED

🛞 26"

🕒 7 S



FRAME	Alu. 26", easy access, internal cables
FORK	Hi-Ten Tig 700c
HEADSET	Steel 1 1/8, threaded, with cap
CRANKSET	Byte steel 42T cartridge, with cap
REAR DERAILLEUR	Shimano Tourney RD-TY300
SHIFTERS LEVERS	Shimano Tourney SL-RS35 RevoShift, 7s
BRAKES	Promax alu, V-Brake, with brake lever switch
FREEWHEEL	Shimano Tourney 7s 14-28
PEDALS	Resin City
HUB	Alu 36h, Shimano front, motor on rear
RIMS	Beretta 700c, double wall w/eylets, 36h
STEM	Byte alu, adjustable
HANDLEBAR	Byte steel City
SEATPOST	Byte alu with clamp, 27,2mm
SADDLE	Selle Royal Wave
TYRES	Byte Garda 26"x1,75"
MUDGUARDS	Single stay speedy
CHAINCOVER	Steel painted, L type
CARRIERS	Battery rear carrier with spring, 25kg / front carrier
EXTERNAL LIGHTS	Axa front (15 lux) and rear LED on battery, controlled by display

MOTOR	Ananda brushless 36V 250W, on rear hub
MAX TORQUE	35 Nm
SENSOR TYPE	Speed sensor w/12 pulses
BATTERY	Phylion Li-Ion 36V, 518Wh, under carrier, with Smart BMS, integrated rear light
CHARGER TYPE	2A Europlug
CHARGE TIME	100%: 7h30m / 80%: 5h40m
MAX ASSISTED SPEED	25km/h
DISPLAY	Atala A15 LED UART, Power +/-
POWER	5 levels, Speed/Torque adjust
OTHER FUNCTIONS	Soft start: 0 - 6km/h, with no pedaling External light control

ULTRALIGHT/ANTHRACITE

45 cm 0115301400

WHITE/BLUE

45 cm 0115301450

NOTE kickstand Ursus adjustable, bell, wheel reflectors



Price €1.099

WEIGHT Kg 28,2



Atala

E-RUN 6.1 FS MAN 360

ecologic

⚙️ 35NM

🔋 360WH

💡 A15 LED

🌀 700C

🌀 7S



FRAME	Alu. 700c, internal cables
FORK	HL CH-187 700c, alu with alu crown, 40mm
HEADSET	Steel 1"1/8, threaded, with cap
CRANKSET	Byte steel 42T cartridge, with cap
REAR DERAILLEUR	Shimano Tourney RD-TY300
SHIFTERS LEVERS	Shimano Tourney SL-RS35 RevoShift, 7s
BRAKES	Promax alu, V-Brake, with brake lever switch
FREEWHEEL	Shimano Tourney 7s 14-28
PEDALS	Resin City
HUB	Alu 36h, Shimano front, motor on rear
RIMS	Beretta 700c, double wall w/eylets, 36h
STEM	Byte alu, adjustable
HANDLEBAR	Byte steel TKK
SEATPOST	Byte alu with clamp, 27,2mm
SADDLE	Selle Royal Wave
TYRES	Byte Trento 700x45c
MUDGUARDS	Single stay speedy
CHAINCOVER	Steel painted, L type
CARRIERS	Battery rear carrier, 25kg
EXTERNAL LIGHTS	Axa front (15 lux) and rear LED on battery, controlled by display

MOTOR	Ananda brushless 36V 250W, on rear hub
MAX TORQUE	35Nm
SENSOR TYPE	Speed sensor w/12 pulses
BATTERY	Li-Ion 36V, 360Wh, under carrier, with BMS, integrated rear light
CHARGER TYPE	2A Europlug
CHARGE TIME	100%: 6h4m / 80%: 4h27m
MAX ASSISTED SPEED	25km/h
DISPLAY	Atala A15 LED UART, Power +/-
POWER	5 levels, Speed/Torque adjust
OTHER FUNCTIONS	Soft start: 0 - 6km/h, with no pedaling External light control

BLACK/NEON RED MATT

49 cm	0115301100
NOTE	kickstand Ursus adjustable, bell, wheel reflectors, carrier bandage

Price €1.099**WEIGHT** Kg 28,4

Atala

E-RUN 6.1 FS LADY 360

ecologic

⚙️ 35NM

🔋 360WH

💡 A15 LED

🛞 26"

🕒 7 S



FRAME	Alu. 26", easy access, internal cables
FORK	HL CH-187 26", alu with alu crown, 40mm
HEADSET	Steel 1 1/8", threaded, with cap
CRANKSET	Byte steel 42T cartridge, with cap
REAR DERAILLEUR	Shimano Tourney RD-TY300
SHIFTERS LEVERS	Shimano Tourney SL-RS35 RevoShift, 7s
BRAKES	Promax alu, V-Brake, with brake lever switch
FREEWHEEL	Shimano Tourney 7s 14-28
PEDALS	Resin City
HUB	Alu 36h, Shimano front, motor on rear
RIMS	Beretta 26" alu, double wall w/eylets, 36h
STEM	Byte alu, adjustable
HANDLEBAR	Byte steel City
SEATPOST	Byte alu with clamp, 27,2mm
SADDLE	Selle Royal Wave
TYRES	Byte Garda 26"x1,75"
MUDGUARDS	Single stay speedy
CHAINCOVER	Steel painted, L type
CARRIERS	Battery rear carrier, 25kg / front carrier
EXTERNAL LIGHTS	Axa front (15 lux) and rear LED on battery, controlled by display

MOTOR	Ananda brushless 36V 250W, on rear hub
MAX TORQUE	35Nm
SENSOR TYPE	Speed sensor w/12 pulses
BATTERY	Li-Ion 36V, 360Wh, under carrier, with BMS, integrated rear light
CHARGER TYPE	2A Europlug
CHARGE TIME	100%: 6h4m / 80%: 4h27m
MAX ASSISTED SPEED	25km/h
DISPLAY	Atala A15 LED UART, Power +/-
POWER	5 levels, Speed/Torque adjust
OTHER FUNCTIONS	Soft start: 0 - 6km/h, with no pedaling External light control

ULTRALIGHT/ANTHRACITE	
45 cm	0115301200
NOTE	kickstand Ursus adjustable, bell, wheel reflectors, carrier bandage

Price €1.099**WEIGHT** Kg 28,1

Atala

E-RUN 6.1 LADY 360

ecologic

⚙️ 35NM

🔋 360WH

💡 A15 LED

🛞 26"

🔗 7 S



FRAME	Alu. 26", easy access, internal cables
FORK	Hi-Ten Tig 26"
HEADSET	Steel 1 1/8, threaded, with cap
CRANKSET	Byte steel 42T cartridge, with cap
REAR DERAILLEUR	Shimano Tourney RD-TY300
SHIFTERS LEVERS	Shimano Tourney SL-RS35 RevoShift, 7s
BRAKES	Promax alu, V-Brake, with brake lever switch
FREEWHEEL	Shimano Tourney 7s 14-28
PEDALS	Resin City
HUB	Alu 36h, Shimano front, motor on rear
RIMS	Beretta 26" alu, double wall w/eylets, 36h
STEM	Byte alu, adjustable
HANDLEBAR	Byte steel City
SEATPOST	Byte alu with clamp, 27,2mm
SADDLE	Selle Royal Wave
TYRES	Byte Garda 26"x1,75"
MUDGUARDS	Single stay speedy
CHAINCOVER	Steel painted, L type
CARRIERS	Battery rear carrier, 25kg / front carrier
EXTERNAL LIGHTS	Axa front (15 lux) and rear LED on battery, controlled by display

MOTOR	Ananda brushless 36V 250W, on rear hub
MAX TORQUE	35Nm
SENSOR TYPE	Speed sensor w/12 pulses
BATTERY	Li-Ion 36V, 360Wh, under carrier, with BMS, integrated rear light
CHARGER TYPE	2A Europlug
CHARGE TIME	100%: 6h4m / 80%: 4h27m
MAX ASSISTED SPEED	25km/h
DISPLAY	Atala A15 LED UART, Power +/-
POWER	5 levels, Speed/Torque adjust
OTHER FUNCTIONS	Soft start: 0 - 6km/h, with no pedaling External light control

BLUE/CHAMPAGNE MATT

45 cm 0115301600

WHITE/RED

45 cm 0115301650

NOTE kickstand Ursus adjustable, bell, wheel reflectors, carrier bandage

**Price €1.039****WEIGHT** Kg 27,8

Atala

E-WAY

ecologic

⚙️ 35NM

🔋 360WH

💡 A15 LED

🛞 26"

© 6 S



FRAME	Hi-Ten Tig 26", easy access, internal cables
FORK	Hi-Ten Tig 26"
HEADSET	Steel 1 1/8, threaded, with cap
CRANKSET	Byte steel 42T cartridge, with cap
REAR DERAILLEUR	Shimano Tourney RD-TZ500
SHIFTERS LEVERS	Shimano Tourney SL-RS36 RevoShift, 6s
BRAKES	Promax alu, V-Brake, with brake lever switch
FREEWHEEL	Shimano Tourney 6s 14-28
PEDALS	Resin City
HUB	Alu 36h, Shimano front, motor on rear
RIMS	Beretta 26" alu, double wall w/eylets, 36h
STEM	Alu
HANDLEBAR	Byte steel City
SEATPOST	Alu, 25,4mm
SADDLE	Selle Royal Wave
TYRES	Byte Garda 26"x1,75"
MUDGUARDS	Single stay speedy
CHAINCOVER	Steel painted, L type
CARRIERS	Rear carrier, 25kg / front carrier
EXTERNAL LIGHTS	Front and rear LED, controlled by display

MOTOR	Ananda brushless 36V 250W, on rear hub
MAX TORQUE	35Nm
SENSOR TYPE	Speed sensor w/12 pulses
BATTERY	Li-Ion 36V, 360Wh, behind seat tube, with BMS
CHARGER TYPE	2A Europlug
CHARGE TIME	100%: 6h4m / 80%: 4h27m
MAX ASSISTED SPEED	25km/h
DISPLAY	Atala A15 LED UART, Power +/-
POWER	5 levels, Speed/Torque adjust
OTHER FUNCTIONS	Soft start: 0 - 6km/h, with no pedaling External light control, Speed information


BLACK/LIGHT BLUE MATT	
41 cm	0115290600
WHITE/NEON GREEN	
41 cm	0115290603



NOTE kickstand on CS, bell, wheel reflectors

Price €925

WEIGHT Kg 27,6



Atala

EXTRAFOLDING 7.1

ecologic

630WH

LCD

20"

7S



FRAME	Alu 20" FAT, foldable, integrated battery, integrated HT, disc brake, internal cables
FORK	Susp 45mm 20"x4", alu crown, with mechanical lockout
HEADSET	FSA integrated 1"1/8
CRANKSET	Alu 170mm, 42T, cartridge
REAR DERAILLEUR	Shimano Tourney RD-FT35D
SHIFTERS LEVERS	Shimano Tourney SL-RS35 RevoShift, 7s
BRAKES	Hydraulic disk, Rotor 180 mm, with brake lever switch
FREEWHEEL	Shimano Tourney 7s 14-28
PEDALS	Resin foldable
HUB	Alu 36h, axle 135 F/175 R, motor on rear
RIMS	20" alu, double wall, 36h
STEM	Alu, foldable, adjustable
HANDLEBAR	Alu, 20mm rise
SEATPOST	Alu with clamp, 33,9mm
SADDLE	Selle Royal Wave
TYRES	20"x4"
MUDGUARDS	Steel painted
CHAINCOVER	Paracatena
CARRIERS	Alu rear carrier custom, 25kg
EXTERNAL LIGHTS	Axa front (30Lux) and rear LED, controlled by display

MOTOR	Bafang brushless 36V 250W, on rear hub
SENSOR TYPE	Speed sensor w/12 pulses
BATTERY	Li-Ion 36V, 630Wh, inside the frame, Samsung cells with BMS
RANGE	Up to 120 km
CHARGER TYPE	2A Europlug
CHARGE TIME	100%: 10h14m / 80%: 7h47m
POWER	5 levels, Speed/Torque adjust
MAX ASSISTED SPEED	25km/h
DISPLAY	LCD, Power +/-
OTHER FUNCTIONS	Soft start: 0 - 6km/h, with no pedaling External light control, Speed information

BLACK/ORANGE MATT	
45 cm	0115301750
NOTE	kickstand Ursus adjustable, bell, wheel reflectors

Price €1.835

WEIGHT Kg 31,5





Frame	Alu 20" FAT, foldable, integrated HT, disc brake
Fork	Susp 45mm 20"x4", alu crown, with mechanical lockout
Headset	FSA integrated 1"1/8
Crankset	Alu 170mm, 42T, cartridge
Rear Derailleur	Shimano Tourney RD-FT35D
Shifters Levers	Shimano Tourney SL-RS35 RevoShift, 7s
Brakes	Hydraulic disk, Rotor 180 mm, with brake lever switch
Freewheel	Shimano Tourney 7s 14-28
Pedals	Resin foldable
Hub	Alu 36h, axle 135 F/175 R, motor on rear
Rims	20" alu, double wall, 36h
Stem	Alu, foldable, adjustable
Handlebar	Alu, 20 mm rise
Seatpost	Alu with clamp, 33,9 mm
Saddle	Selle Royal Wave
Tyres	20"x4"
Mudguards	Steel painted
Chaincover	Paracatena
Carriers	Alu rear carrier custom, 25kg
External Lights	Axa front (30Lux) and rear LED, controlled by display

Motor	Bafang brushless 36V 250W, on rear hub
Sensor Type	Speed sensor w/12 pulses
Battery	Li-Ion 36V, 522Wh, inside the frame
Charger Type	2 A Europlug
Charge Time	100%: 10h14m / 80%: 7h47m
Velocità Max Assistita	25 km/h
Display	LCD, Power +/-
Other Functions	Soft start: 0 - 6km/h, with no pedaling External light control Speed information

Black/Anthracite	
45	0115314800

Black/Orange	
45	0115314850

Price €1.739

Weight kg 31

Atala

EXTRAFOLDING

ecologic

522WH

LCD

20"

7 S



FRAME	Alu 20" FAT, foldable, integrated HT, disc brake
FORK	Susp 45mm 20"x4", alu crown, with mechanical lockout
HEADSET	Integrated 1"1/8, threaded
CRANKSET	Alu 170mm, 42T, cartridge
REAR DERAILLEUR	Shimano Tourney RD-FT35D
SHIFTERS LEVERS	Shimano Tourney SL-RS35 RevoShift, 7s
BRAKES	Hydraulic disk, Rotor 160 mm, with brake lever switch
FREEWHEEL	Shimano Tourney 7s 14-28
PEDALS	Resin foldable
HUB	Alu 36h, axle 135 F/175 R, motor on rear
RIMS	20" alu, double wall, 36h
STEM	Alu, foldable, adjustable
HANDLEBAR	Alu, 20mm rise
SEATPOST	Alu with clamp, 272mm, 400mm long
SADDLE	Selle Royal Wave
TYRES	20"x4"
MUDGUARDS	Steel painted
CHAINCOVER	Paracatena
CARRIERS	Alu integrato al Frame
EXTERNAL LIGHTS	Spanninga front (16Lux) and rear LED, controlled by display

MOTOR	Bafang brushless 36V 250W, on rear hub
SENSOR TYPE	Speed sensor w/12 pulses
BATTERY	Li-Ion 36V, 522Wh, Samsung cells behind seat tube, with BMS / Li-Ion 36V, 540Wh, behind seat tube, with BMS
RANGE	Up to 100 km
CHARGER TYPE	2A Europlug
CHARGE TIME	100%: 8h34m / 80%: 6h27m 100%: 8h50m / 80%: 6h40m
POWER	5 levels, Speed/Torque adjust
MAX ASSISTED SPEED	25km/h
DISPLAY	LCD, Power +/-
OTHER FUNCTIONS	Walking assistance External light control, Speed information

BLACK/NEON YELLOW MATT	
43 cm	0115312700
NEON GREEN/BLACK MATT	
43 cm	0115290705



NOTE kickstand on CS, bell, wheel reflectors

Price €1.519

WEIGHT Kg 31



Atala

E-MOTICON

ecologic

⚙️ 35NM

🔋 460WH

📺 DIGIT LED

🛞 20"

⚙️ 7 S



FRAME	Alu 20", foldable, integrated battery, easy access, disc, integrated cables
FORK	HL CH-106D monoshock 20", alu, 25mm
HEADSET	FSA integrated 1"1/8
CRANKSET	Byte alu 152mm, 42T, cartridge
REAR DERAILLEUR	Shimano Altus RD-M310
SHIFTERS LEVERS	Shimano Tourney SL-RS35 RevoShift, 7s
BRAKES	Tektro Aries MD-M300, Mechanic disk, Rotor 160 mm, with brake lever switch
FREEWHEEL	Shimano Tourney 7s 14-28
PEDALS	Resin foldable
HUB	Shimano quick release front, motor on rear, 36h, INT
RIMS	Rodi 20", double wall w/eylets, 36h, disc
STEM	Alu, foldable, adjustable, ahead
HANDLEBAR	Alu, 20mm rise
SEATPOST	Alu with clamp, 30,9mm, 350mm long
SADDLE	Selle Royal Wave
TYRES	20"x2,40", city
MUDGUARDS	Single stay speedy
CHAINCOVER	Plastic, L type
CARRIERS	Alu rear carrier with spring
EXTERNAL LIGHTS	Axa front (15 lux) and rear LED, controlled by display

MOTOR	Ananda brushless 36V 250W, on rear hub
MAX TORQUE	35Nm
SENSOR TYPE	Speed sensor w/12 pulses
BATTERY	Li-Ion 36V, 460Wh, inside down tube, LG cells with BMS
CHARGER TYPE	2A Europlug
CHARGE TIME	100%: 7h36m / 80%: 5h45m
MAX ASSISTED SPEED	25km/h
DISPLAY	Digit LED UART, Power +/-
POWER	5 levels, Speed/Torque adjust
OTHER FUNCTIONS	Soft start: 0 - 6km/h, with no pedaling External light control

WHITE/NEON RED	
35 cm	0115301900
BLACK/NEON GREEN MATT	
35 cm	0115301800



NOTE kickstand Ursus adjustable, bell, wheel reflectors

Price €1.519

WEIGHT Kg 21,1



Atala

E-FOLDING

ecologic

⚙️ 35NM

🔋 317WH

🔦 A15 LED

🛞 20"

🔌 7 S



FRAME	Alu 20", foldable, with integrated battery
FORK	Hi-Ten Tig 20"
HEADSET	Integrated 1"1/8, threaded, with cap
CRANKSET	Byte alu 152mm, 42T, cartridge
REAR DERAILLEUR	Shimano Tourney RD-TF35
SHIFTERS LEVERS	Shimano Tourney SL-RS35 RevoShift, 7s
BRAKES	Promax alu, V-Brake, with brake lever switch
FREEWHEEL	Shimano Tourney 7s 14-28
PEDALS	Resin foldable
HUB	Alu 36h, Shimano front, motor on rear
RIMS	Beretta 20" alu, double wall, 36h
STEM	Alu, foldable, adjustable
HANDLEBAR	Alu, 20mm rise
SEATPOST	Alu with clamp, 34mm, 500mm long
SADDLE	Selle Royal Mach
TYRES	20"x1,75"
MUDGUARDS	Single stay speedy
CHAINCOVER	Plastic, L type
CARRIERS	Alu rear carrier with spring
EXTERNAL LIGHTS	Front and rear LED, controlled by display

MOTOR	Ananda brushless 36V 250W, on rear hub
MAX TORQUE	35Nm
SENSOR TYPE	Speed sensor w/12 pulses
BATTERY	Li-Ion 36V, 313Wh, inside down tube, with BMS
CHARGER TYPE	2 A Europlug
CHARGE TIME	100%: 5h20m / 80%: 3h52m
MAX ASSISTED SPEED	25km/h
DISPLAY	Atala A15 LED UART, Power +/-
POWER	5 levels, Speed/Torque adjust
OTHER FUNCTIONS	Walking assistance External light control

BLACK/NEON GREEN MATT

33 cm	0115302050
NOTE	kickstand Ursus adjustable, bell, wheel reflectors Open size: L 156cm, H 117cm, W 59cm Folded size: L 83cm, H 68cm, W 42cm

Price €1.205

WEIGHT Kg 23



WHISTLE

B-Rush C8.2_ Details

SPECS

**MISSION
#CARBON**



WHISTLE

S-Rush C8.2_ Details

**MISSION
#CARBON**

